



Ongoing work on Spiking Neural P Systems

Gexiang Zhang

Chengdu University of Information Technology, Chengdu, China

The 20th Brainstorming Week on Membrane Computing (BWMC 20)


Jan. 24, 2024



OUTLINE



- Part 1** | **SN P systems for diagnosing faults of aircraft engines**
- Part 2** | **SN P systems for constructing heuristic search algorithms**
- Part 3** | **SN P systems for machines learning methods**
- Part 4** | **Automatic design of SN P systems**
- Part 5** | **Several issues on SN P systems**

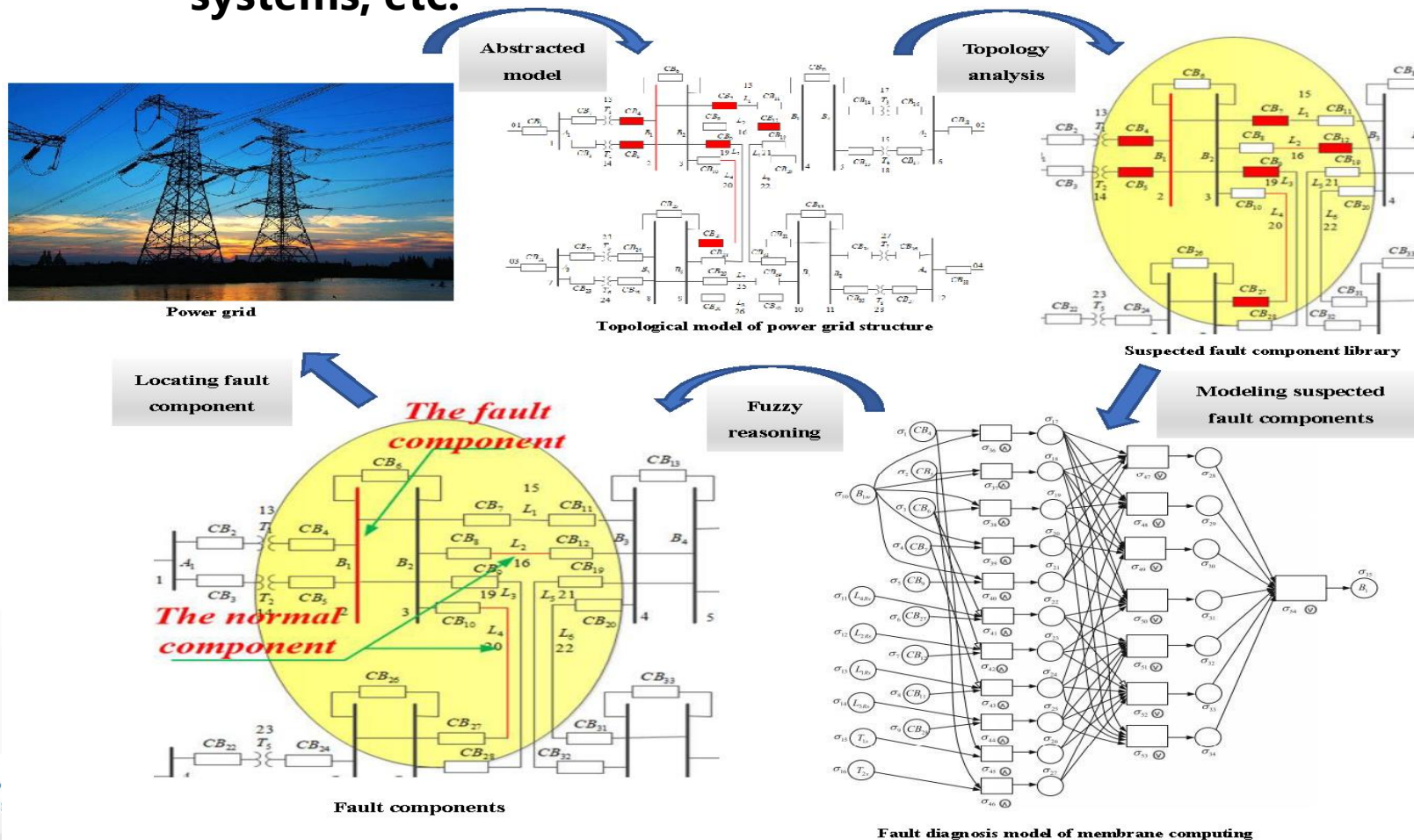


SN P systems for diagnosing faults of aircraft engines



■ Motivation:

- Lots of work on the use of fuzzy reasoning SN P systems for fault diagnosis of **electrical systems**, such as power transmission networks, metro traction power systems, etc.



T. Wang, G. Zhang*, Mario J. Pérez-Jiménez, et al. Fault diagnosis of electric power systems based on fuzzy reasoning spiking neural P systems, IEEE Trans. Power Systems, 2015, 30(3): 1182-1194. (ESI 1% Hi-Ci)

1. SN P systems for diagnosing faults of aircraft engines



■ Motivation:

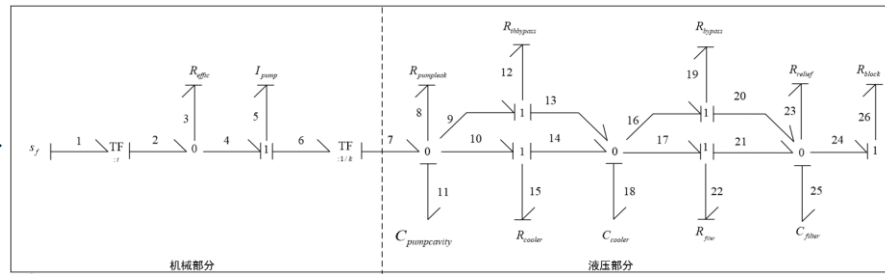
- Extending this methodology from electrical systems to **electromechanical systems**, aircraft engines, with fuzzy reasoning numerical SN P systems (FRNSNPS)



Aircraft engine

System bonding diagram

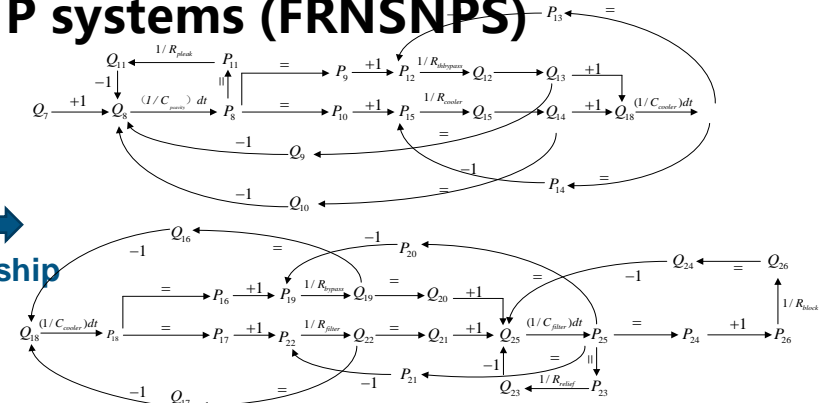
Cause of failure



Bonding diagram of lubricating oil system

Failure cause & effect

Relationship analysis

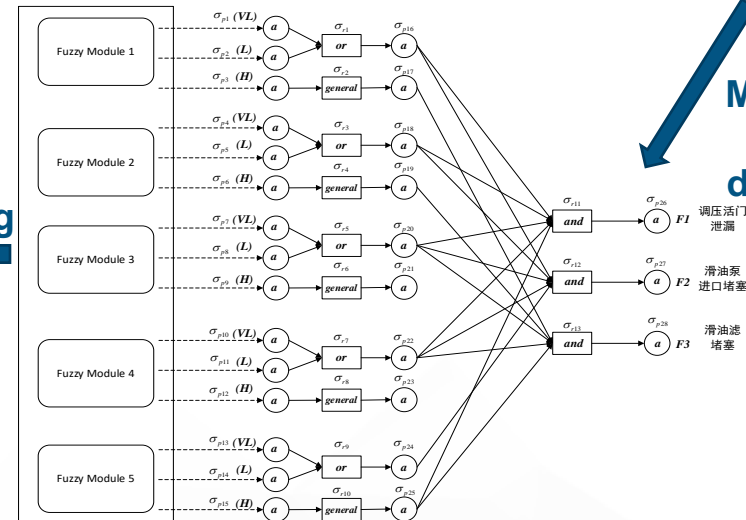


Temporal causal diagram

故障类型 (负载, 转速)	故障类型置信度			诊断结果
	F1	F2	F3	
(100%, 2080r/min) 调压活门泄露	0.753	0.309	0.600	F1
(75% 2080r/min) 调压活门泄露	0.869	0.308	0.599	F1
(50% 2080r/min) 调压活门泄露	0.871	0.308	0.597	F1
(100%, 2080r/min) 滑油泵进口堵塞	0.231	0.720	0.231	F2
(75% 2080r/min) 滑油泵进口堵塞	0.231	0.720	0.231	F2
(50% 2080r/min) 滑油泵进口堵塞	0.230	0.720	0.230	F2
(100%, 2080r/min) 滑油滤堵塞	0	0	0.717	F3
(75% 2080r/min) 滑油滤堵塞	0.002	0	0.717	F3
(50% 2080r/min) 滑油滤堵塞	0.011	0	0.716	F3

Confidence levels of fault types

Fuzzy reasoning



FRNSNPS

Modelling fault diagnosis



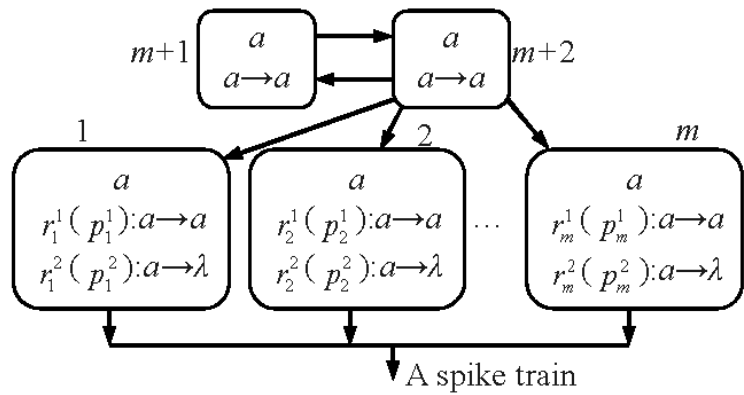
SN P systems for constructing heuristic search algorithms



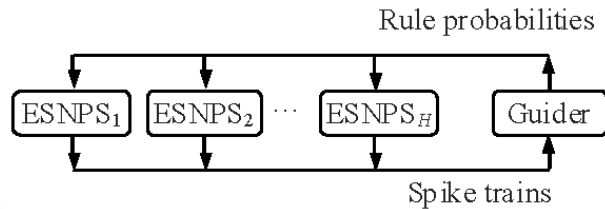
2. SN P systems for constructing heuristic search algorithms



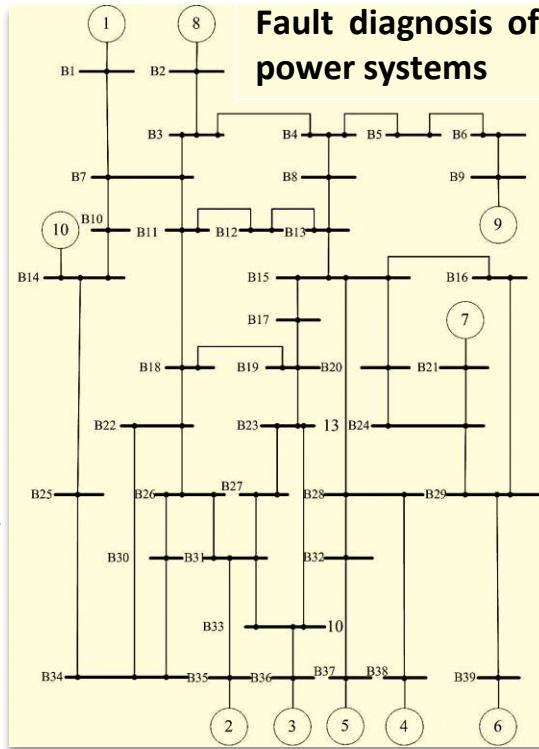
Optimization spiking neural P systems



An extended spiking neural P system

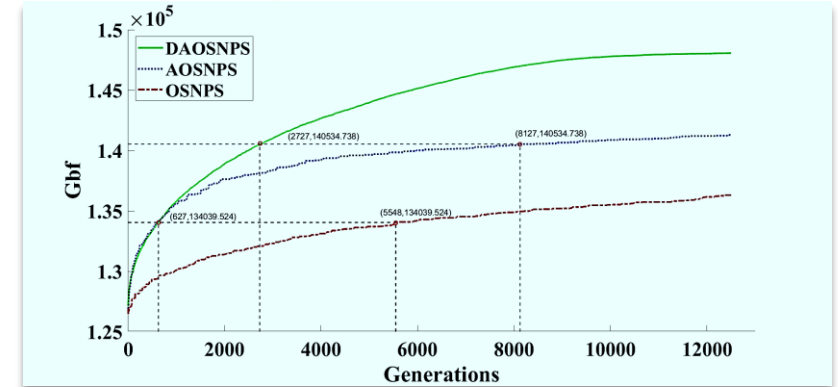


G. Zhang, et al. OSNPS. *Int. J. Neural Systems*, 2014. (Most cited articles in IJNS, IF=6.325, Category Quartile: Q1)

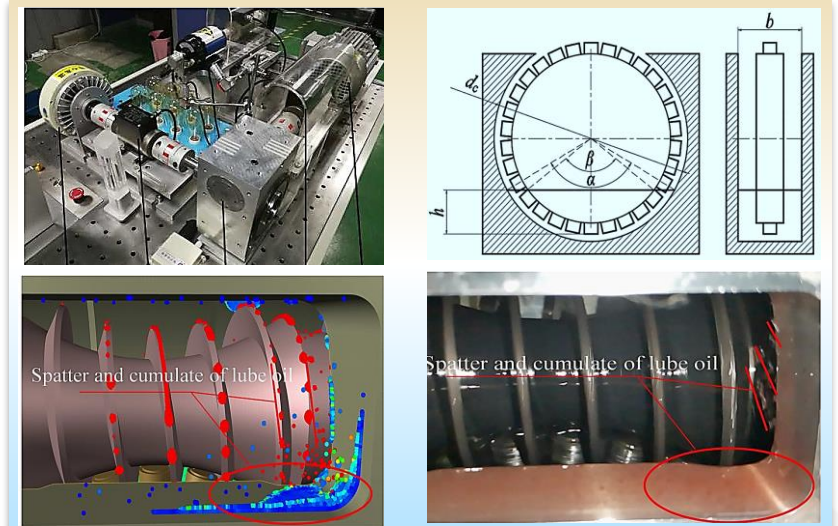


IEEE 39 bus power system

M. Zhu, G. Zhang, et al. Adaptive OSNPS. *Int. J. Neural Systems*, 2021. (Most cited articles in IJNS)



J. Dong, G. Zhang, et al. Distributed adaptive OSNPS. *Inform. Sci.*, 2022. (IF=8.233, Category Quartile: Q1)



X. Deng, G. Zhang*, et al. Reducer lubrication optimization with OSNPS. *Inform. Sci.*, 2022.



2. SN P systems for constructing heuristic search algorithms



Optimization spiking neural P systems

DAOSNPS

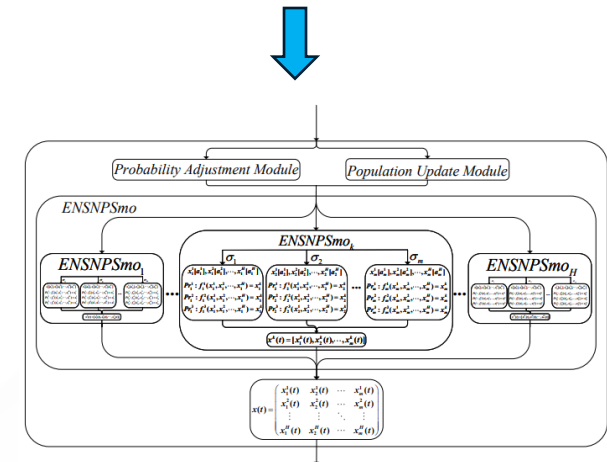
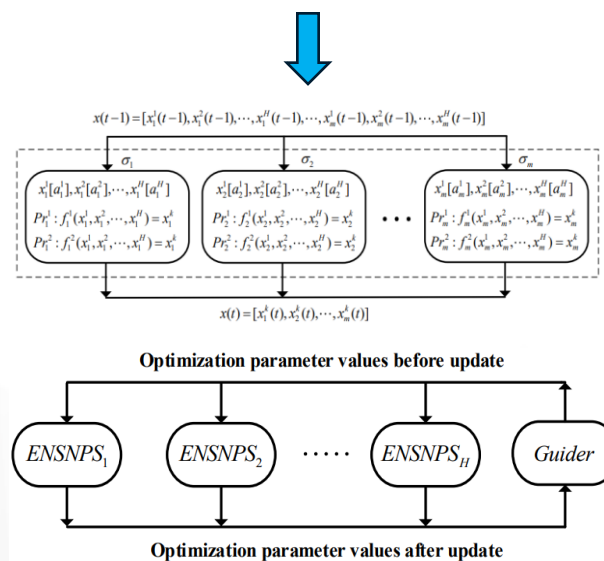
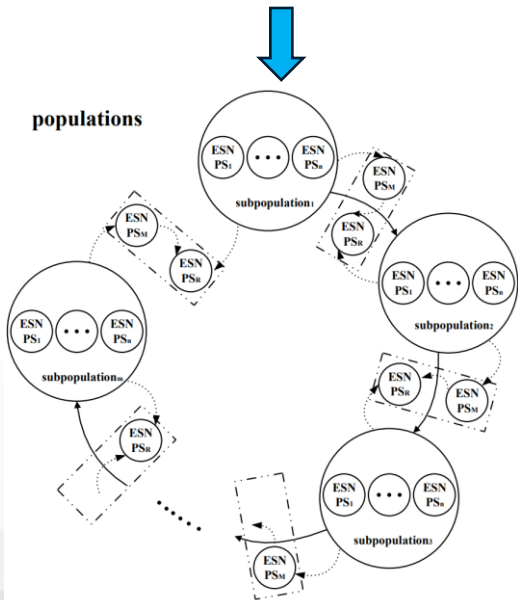
DAOSNPS with the **distributed** structure and the **adaptive** learning rate can better handle combinatorial optimization problems comparing to OSNPS and AOSNPS

ONSNPS

ONSNPS with multiple parallel ENSN P systems and Guider algorithm are designed to solve continuous constrained optimization problems.

AOSNPS

AOSNPS with **adaptive multi-mutation operators** and **population update strategy** are proposed to balance the exploration and exploitation ability.



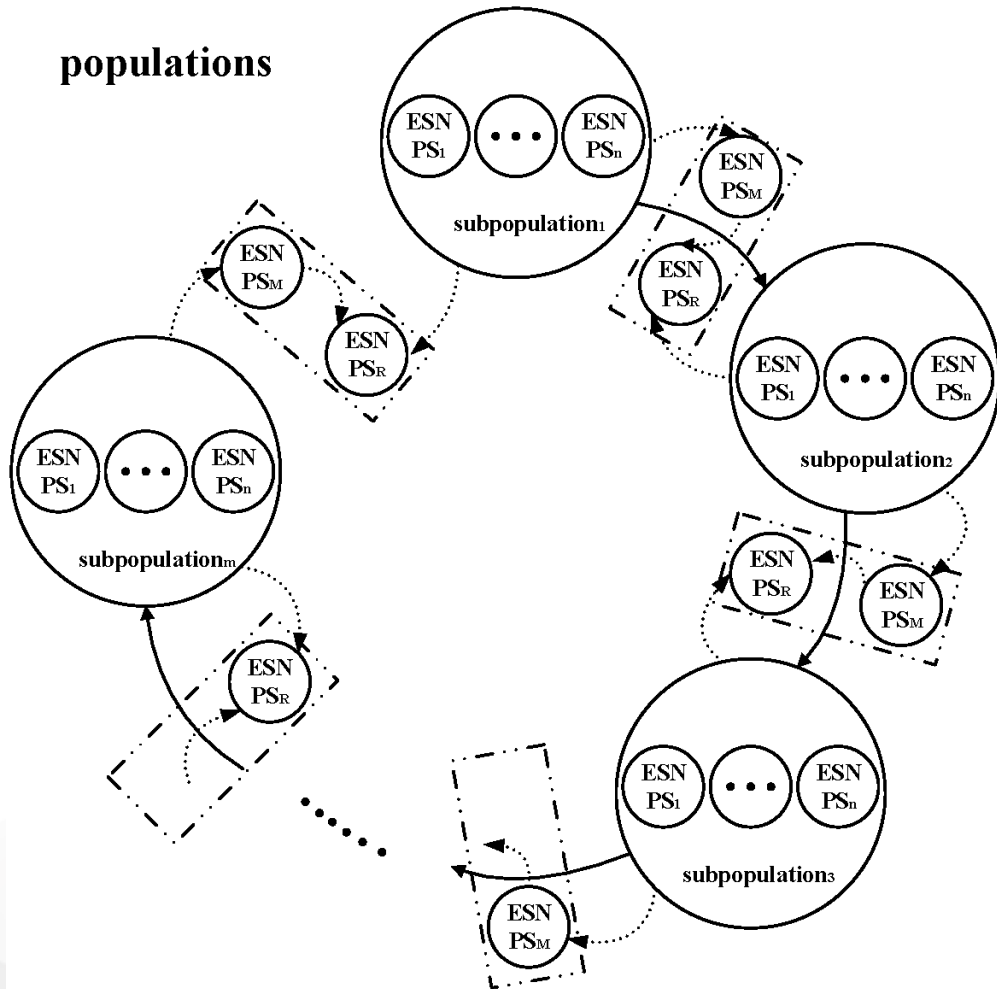


2. SN P systems for constructing heuristic search algorithms



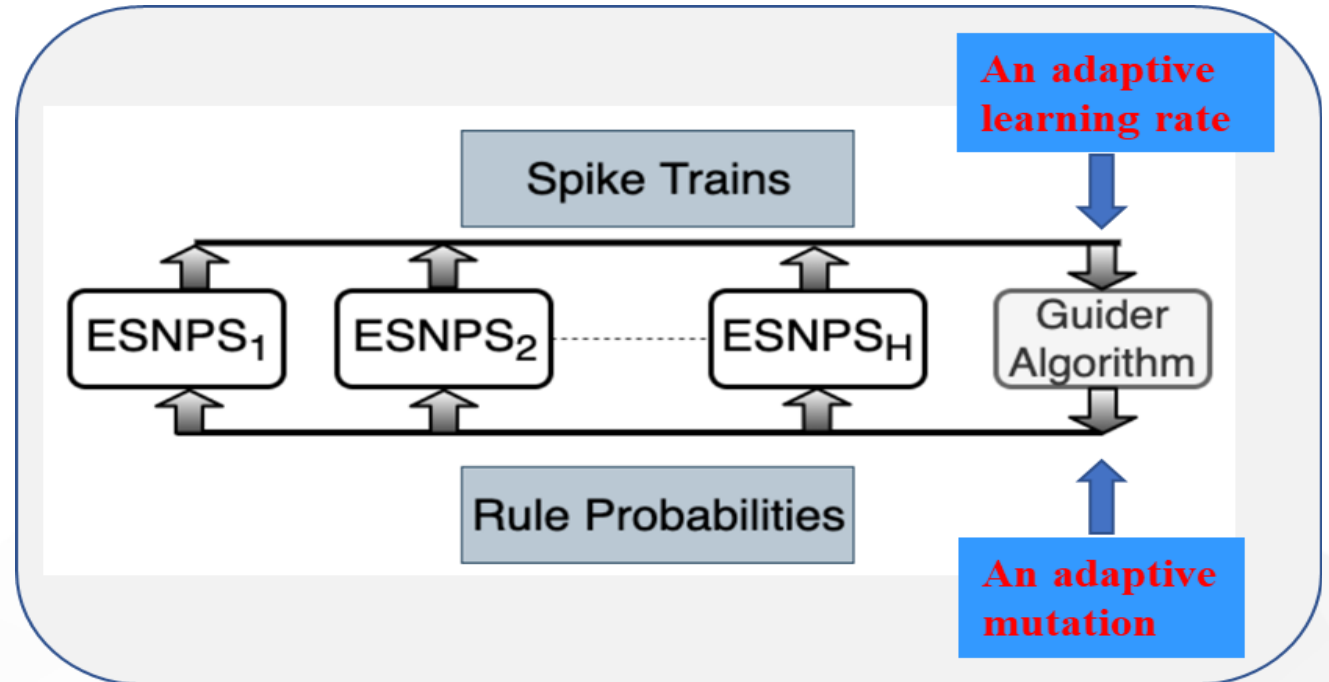
DAOSNPS

populations



DAOSNPS enhances OSNPS by introducing three novel elements:

- 1) A distributed population structure
- 2) An adaptive learning rate
- 3) An adaptive mutation





2. SN P systems for constructing heuristic search algorithms



Experimental Results of DAOSNPS

Mean values (μ), standard deviations (σ) and Wilcoxon rank (w) of experimental results (“*items*” is the number of items. “+”, “-” and “=” represent that DAOSNPS achieves better performance, worse performance and no difference than other algorithms, respectively.).

<i>items</i>	GQA			NQEA			OSNPS			AOSNPS			DAOSNPS	
	μ	σ	w	μ	σ	w	μ	σ	w	μ	σ	w	μ	σ
1000	26341	163	+	29274	131	+	28090	311	+	29225	187	+	29901	49
2000	52908	209	+	58516	293	+	56150	536	+	58562	389	+	59729	99
3000	78060	276	+	85887	503	+	82745	693	+	86738	587	+	89548	221
4000	103801	423	+	113691	667	+	109459	724	+	114707	832	+	119022	174
5000	131224	342	+	142078	714	+	137928	835	+	143602	1328	+	148068	256
6000	157119	415	+	169517	578	+	164674	730	+	171544	1516	+	177784	490
7000	182670	441	+	196377	873	+	191659	849	+	200107	1219	+	205699	755
8000	208561	322	+	223674	953	+	217578	1128	+	227194	1532	+	234831	691
9000	233946	570	+	249931	917	+	244398	1129	+	254552	1163	+	263943	775
10000	259881	541	+	276903	1160	+	270663	769	+	282101	1774	+	292116	907



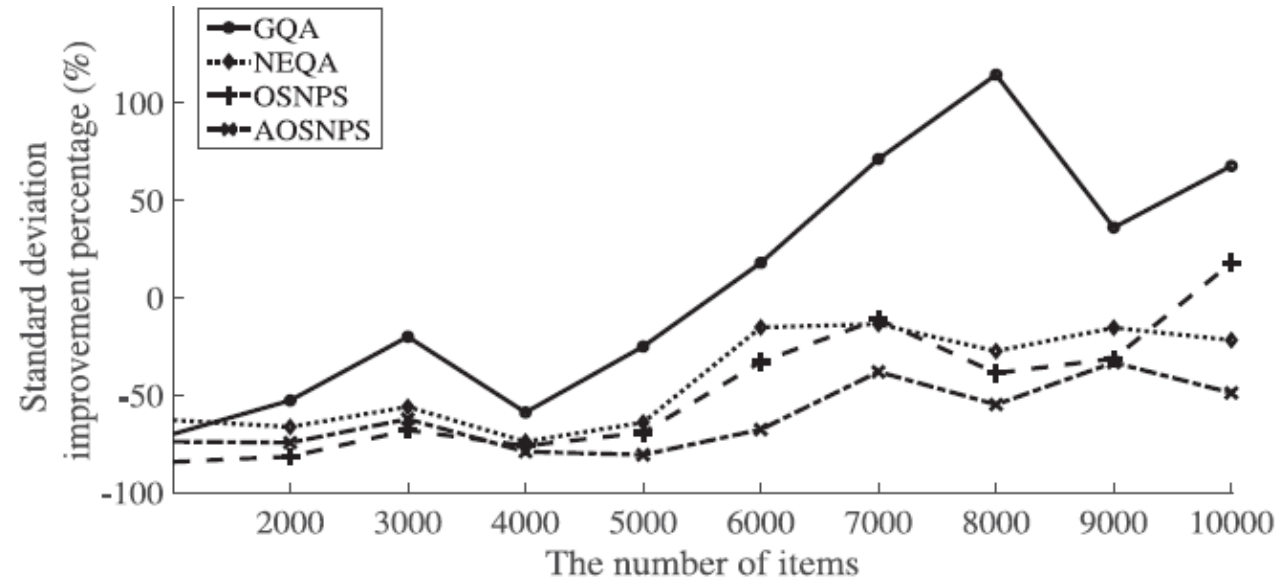
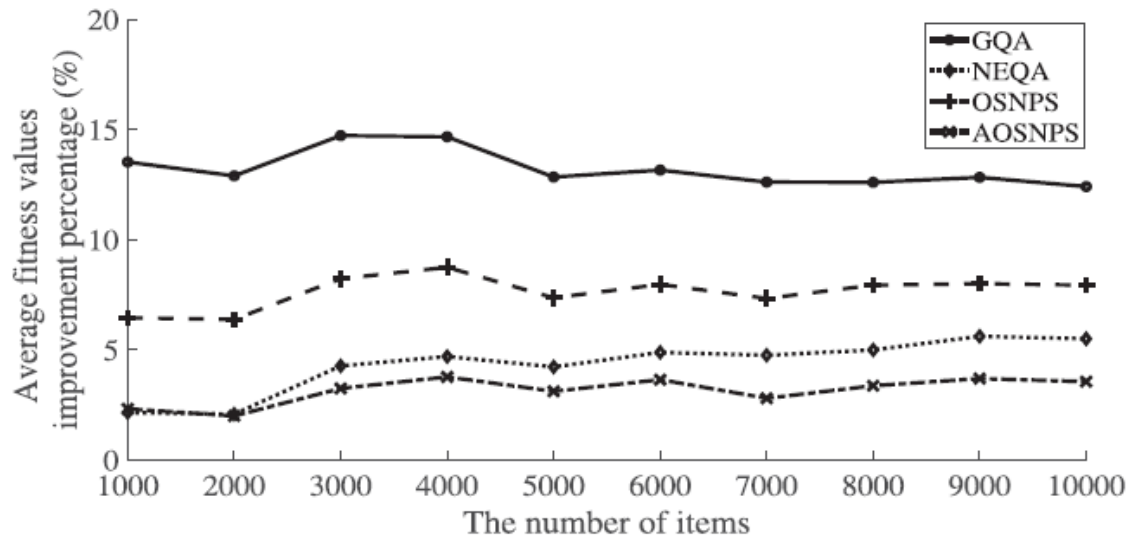
2. SN P systems for constructing heuristic search algorithms



Experimental Results of DAOSNPS

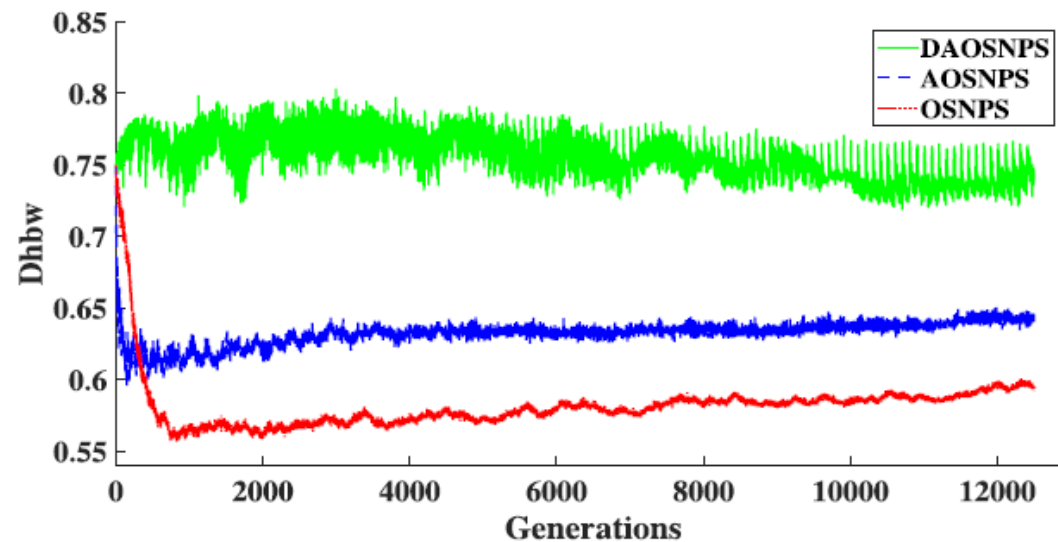
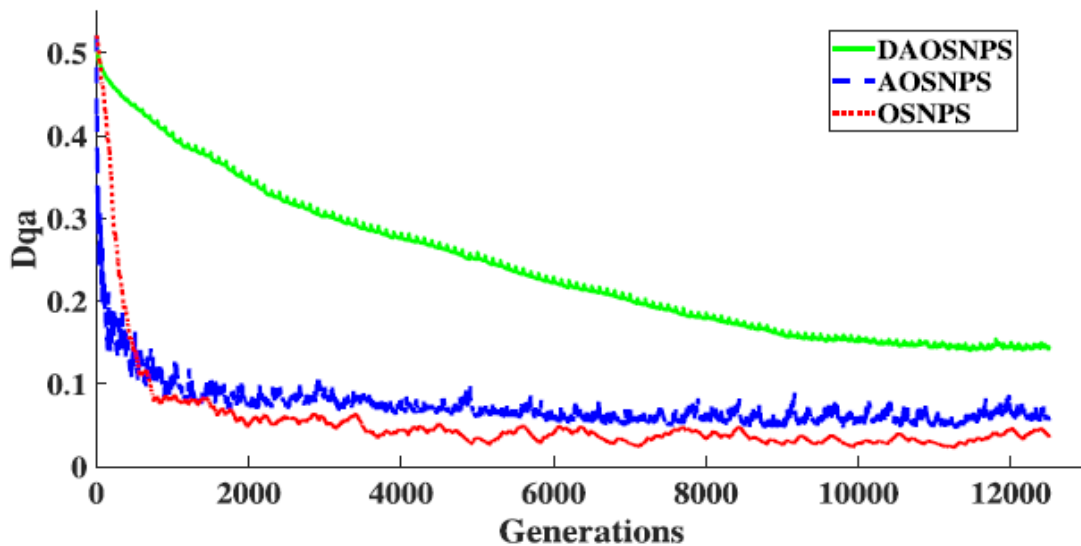
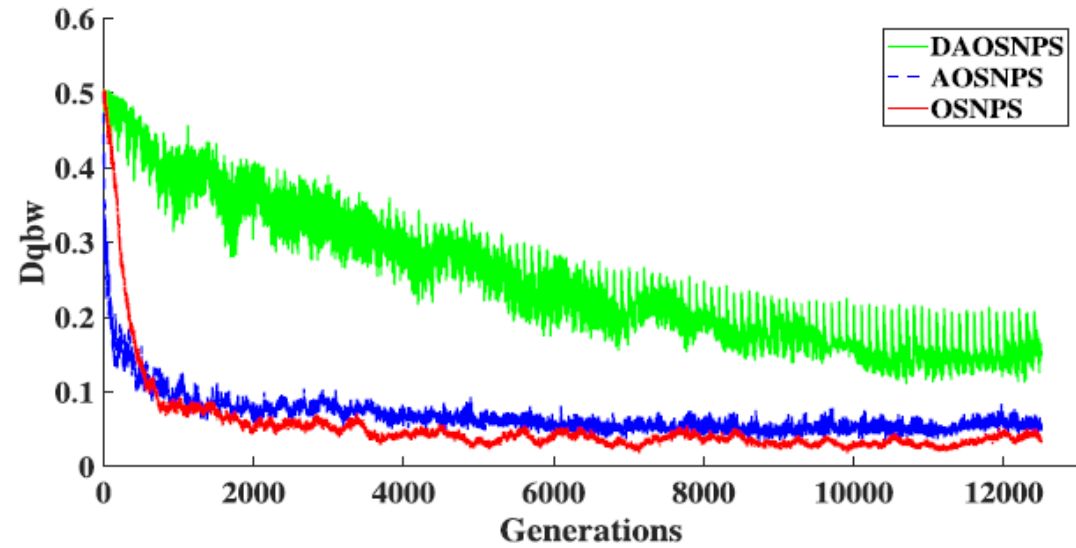
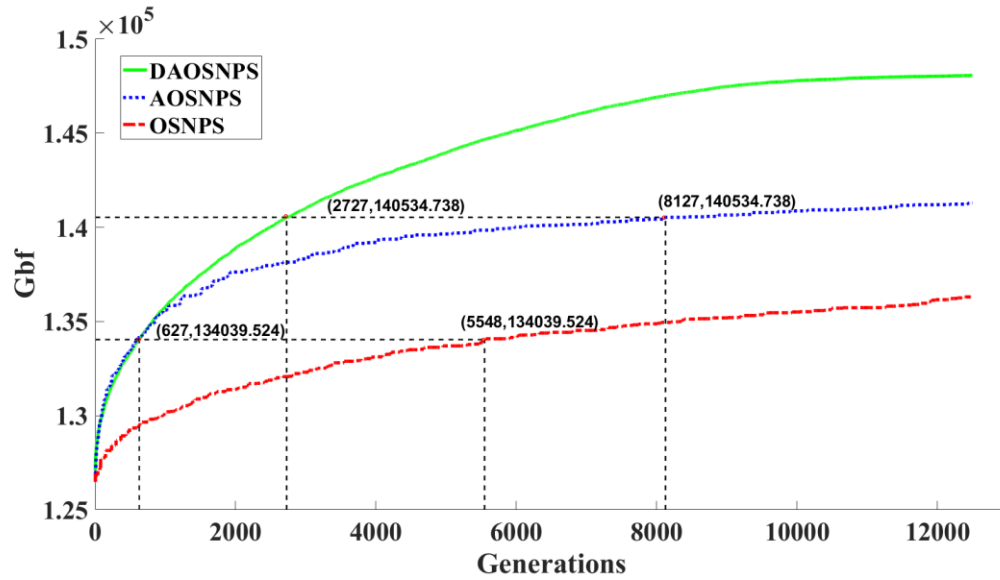
Holm-Bonferroni Procedure with DAOSNPS as reference ($R_0 = 5.0e + 00$).

	R_k	Z_k	p_k	δ/k	Test
AOSNPS	3.9e+00	-1.5556e+00	1.0617e-01	5.00e-02	Accepted
NQEA	3.1e+00	-2.6870e+00	6.3893e-03	2.50e-02	Rejected
OSNPS	2.0e+00	-4.2426e+00	1.9577e-05	1.67e-02	Rejected
GQA	1.0e+00	-5.6569e+00	1.3663e-08	1.25e-02	Rejected





2. SN P systems for constructing heuristic search algorithms





2. SN P systems for constructing heuristic search algorithms



Optimization numerical SN P systems

The values of numerical variables are used to encode and process information.



Numerical Spiking Neural P Systems^[1]
(NSN P systems)

[1] Wu, T., Pan, L., Yu, Q., Tan, K.: Numerical spiking neural P systems. IEEE Transactions on Neural Networks and Learning Systems, 32(6),1-15(2020).

The probability selection of evolution rules is designed to choose which rule to perform.

Optimization Spiking Neural P Systems^[2]
(OSN P systems)

[2] Gexiang Zhang, Haina Rong, Ferrante Neri, Mario J. Pérez-Jiménez. An optimization spiking neural P system for approximately solving combinatorial optimization problems. International Journal of Neural Systems, 2014, 24(5).

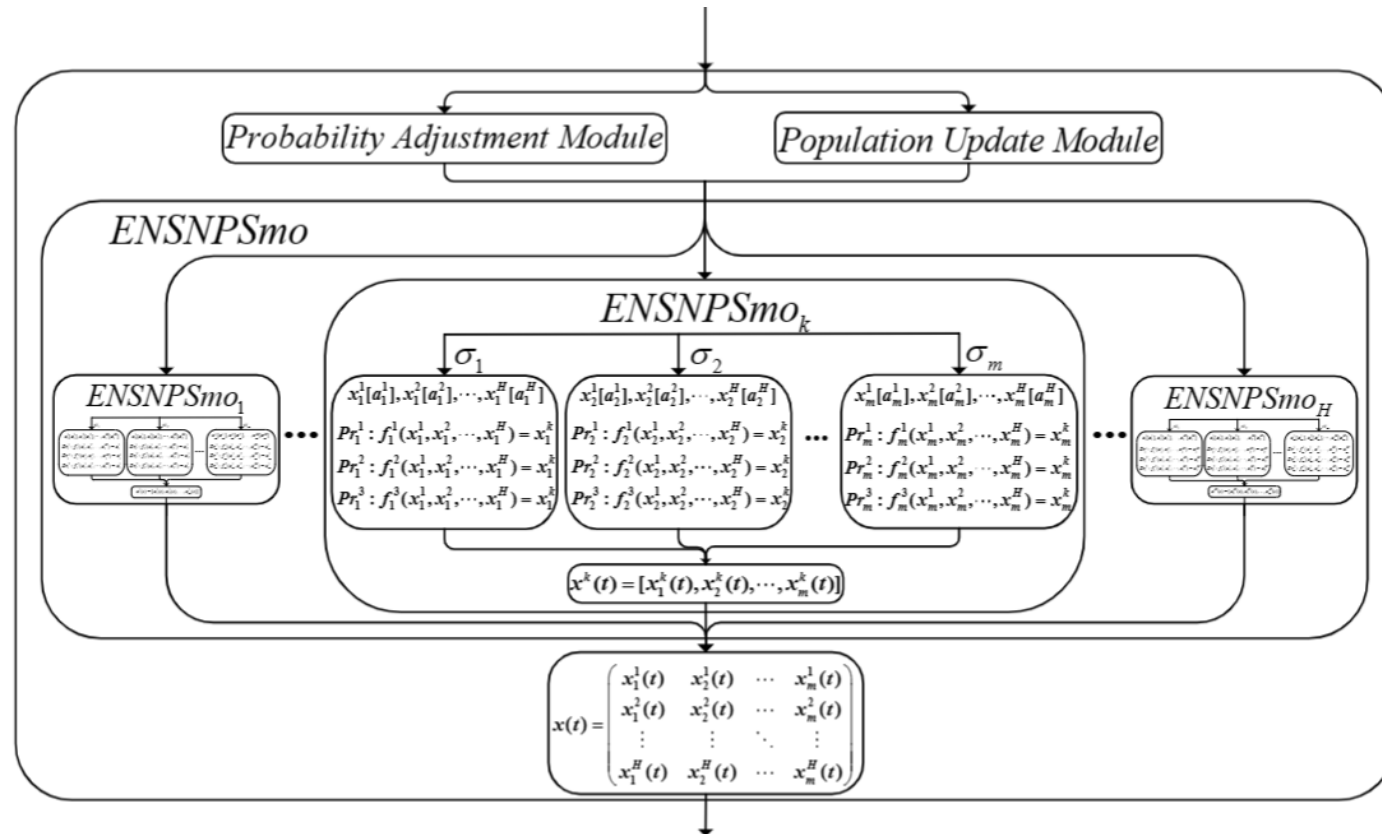
Multiple neurons process information in parallel.

Optimization Numerical Spiking Neural P Systems? (ONSN P systems)

- The values of numerical variables are used to encode and process information.
- Introduce the probability selection of production functions.
- Multiple parameters are processed in parallel.



AONSNPS



1. AONSNPS is composed of multiple parallel ENSNPSmos and two guider modules. Each of ENSNPSmos is employed to generate the candidate population. Comparing to the ONSNPS, every basic neuron in the ENSNPSmos has three different mutation operators where each operator has a different effect.
2. Two guider modules (probability adjustment module and population update module) are used to adjust the mutation probability and achieve crossover and selection among individuals.
3. Multiple parallel ENSNPSmos can generate multiple candidate population according to the initial values and the generation functions. The candidate population is input to probability adjustment module and population update module after mutation.



2. SN P systems for constructing heuristic search algorithms



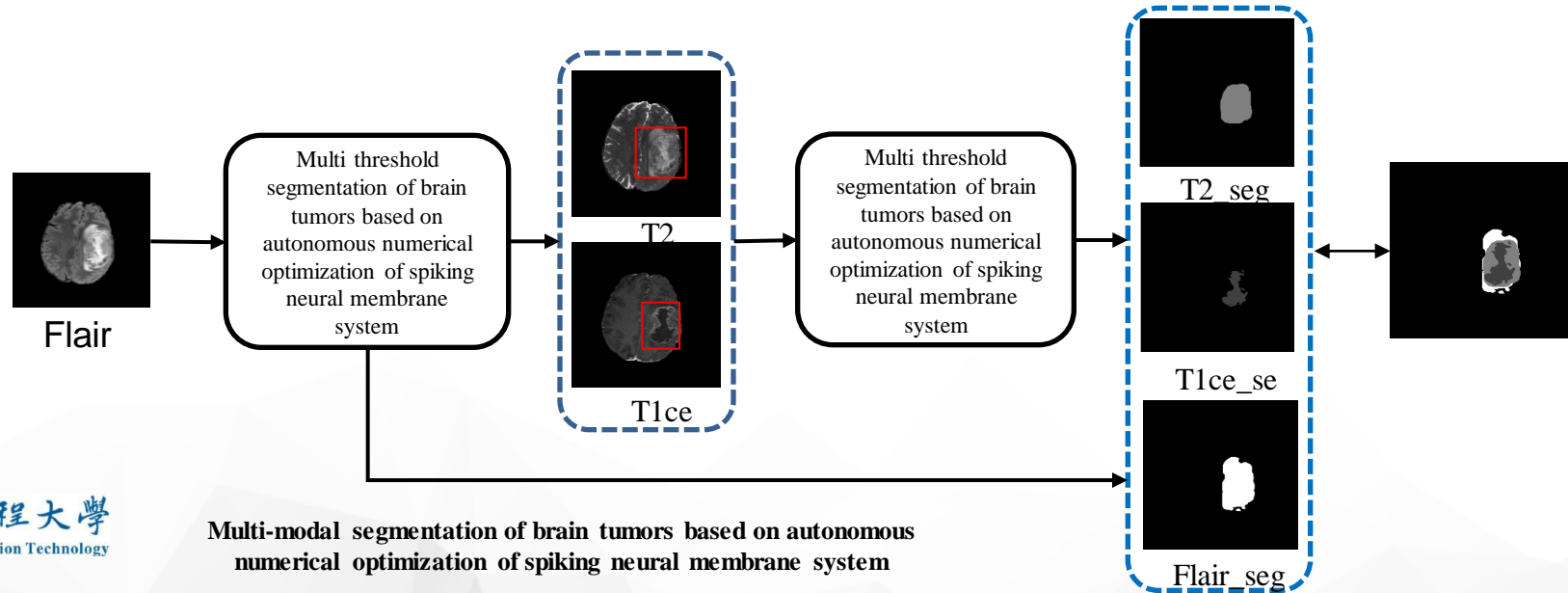
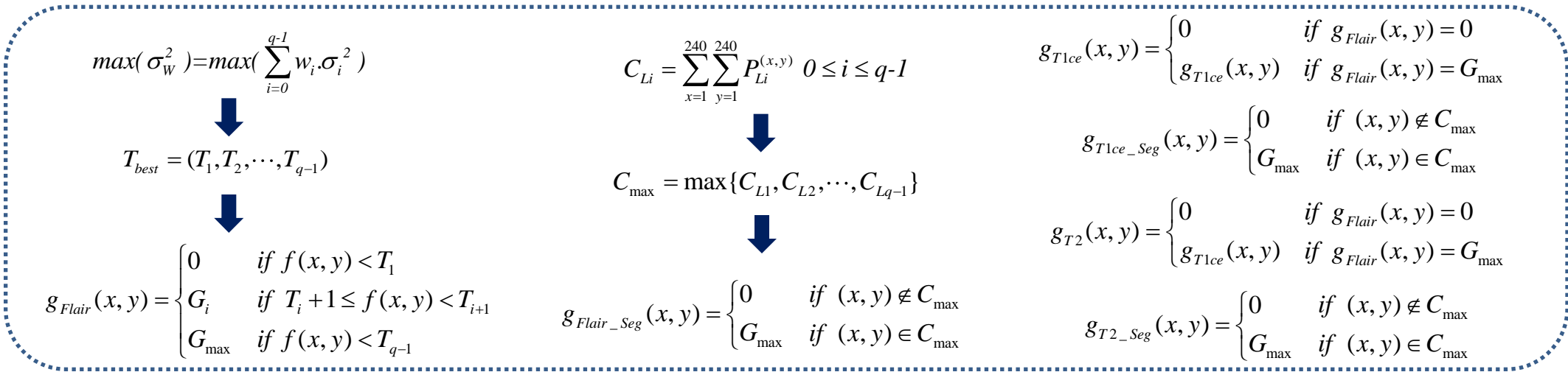
Optimization SN P systems for segmenting brain tumor images

Problems:

- 1) In multi-threshold segmentation of brain tumor magnetic resonance imaging (MRI) images, due to **the low contrast between the tumor area and normal tissue, as well as between normal tissue and normal tissue**, it is necessary to **increase the number of threshold segmentation** to improve **segmentation accuracy**. The increase in the number of thresholds leads to **a sharp increase in computational complexity**.
- 2) In multi-threshold segmentation of brain tumor MRI images, the initialization threshold setting directly determines the convergence speed of finding the optimal threshold. **Therefore, exploring and mining the optimal threshold from different optimization directions will be beneficial for finding the optimal threshold.**
- 3) MRI brain tumor images include four modalities: **T1 weighted (T1), enhanced T1 weighted (T1ce), T2 weighted (T2), and fluid attenuation reversal recovery (Flair)**, and each modality has different imaging characteristics. Based on the characteristics of MRI brain tumors, the multi-area segmentation problem of brain tumors can be transformed into a single region segmentation problem.



Model Construction

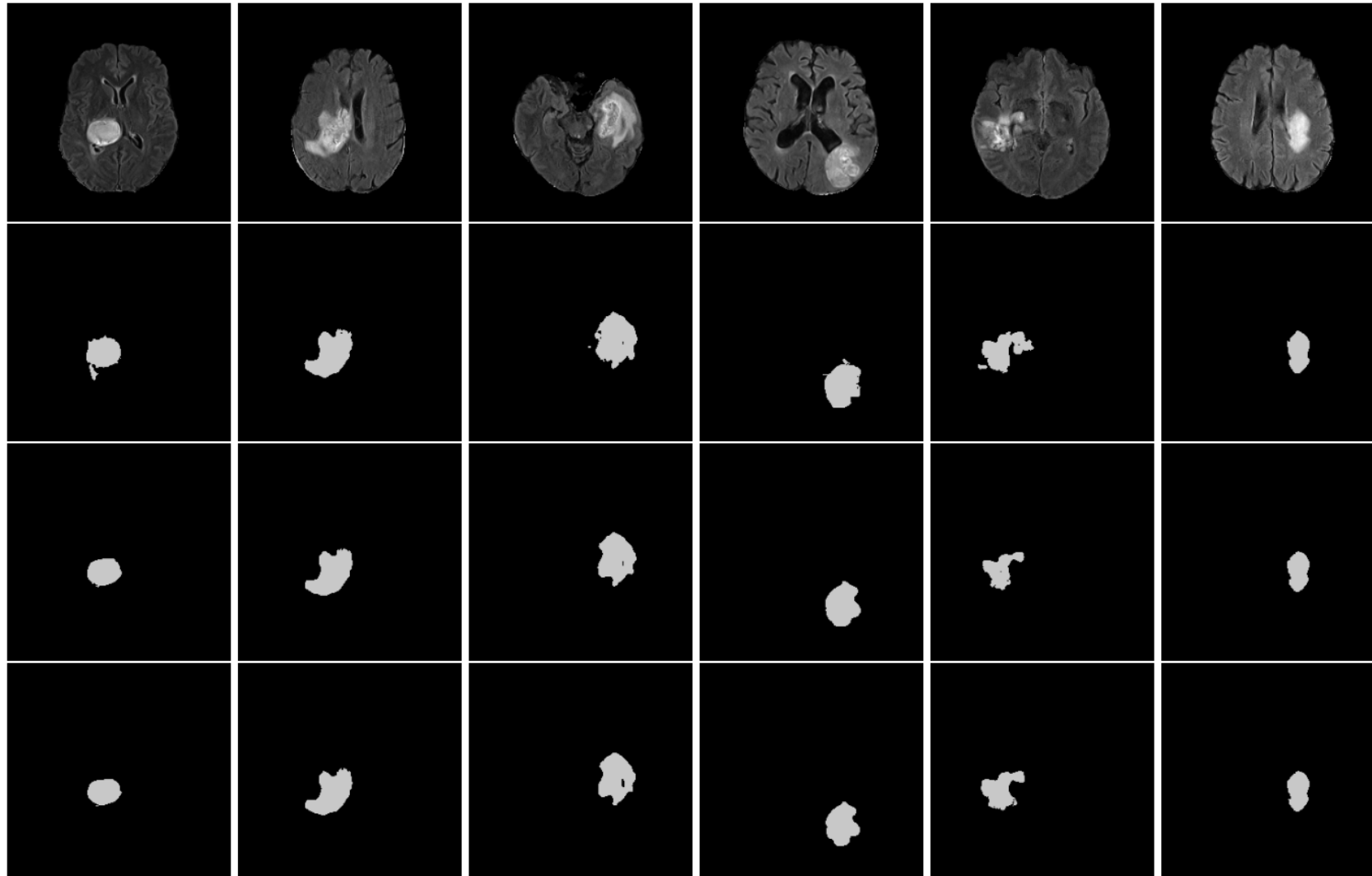




2. SN P systems for constructing heuristic search algorithms

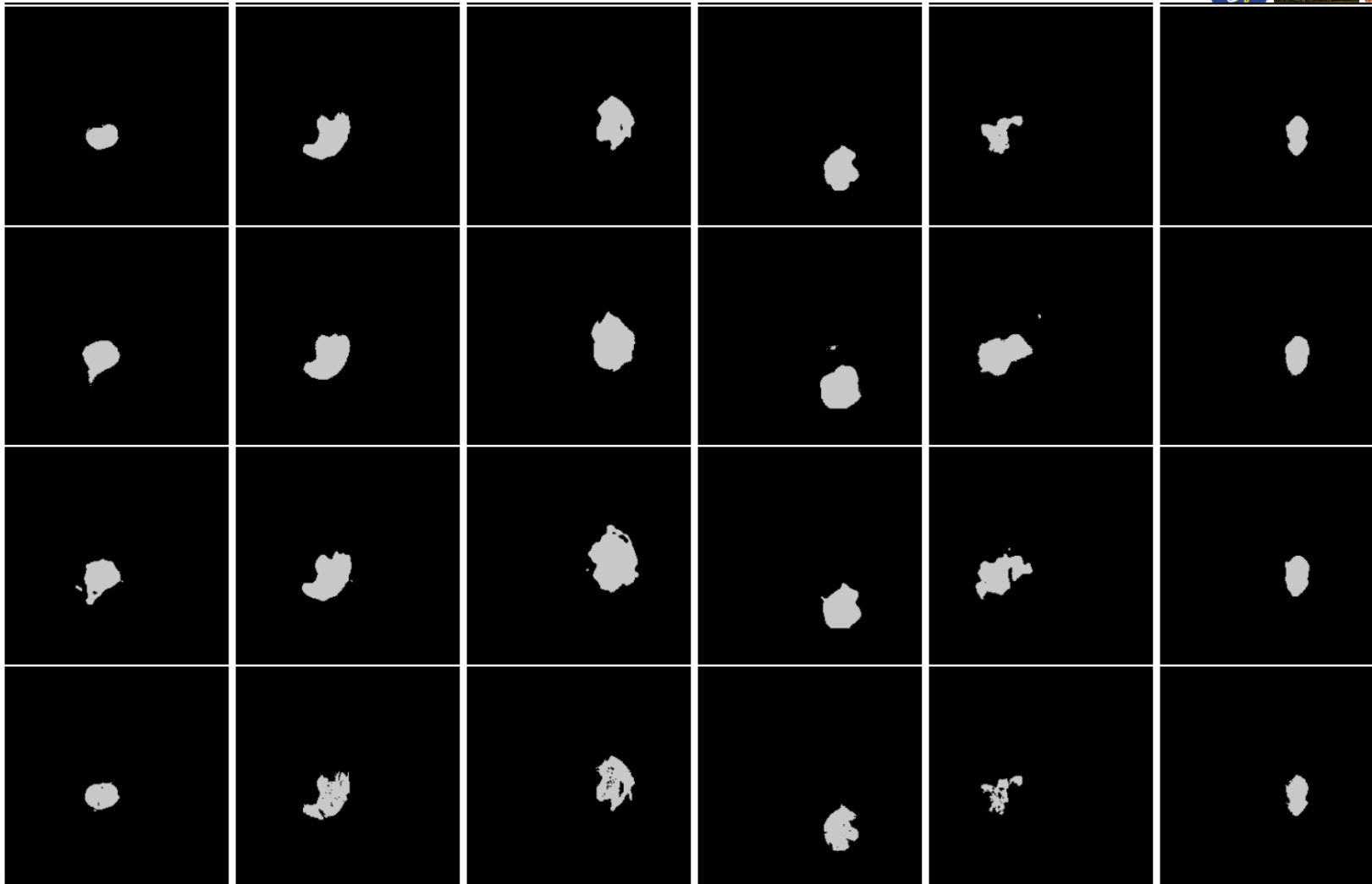


Experimental results





2. SN P systems for constructing heuristic search algorithms



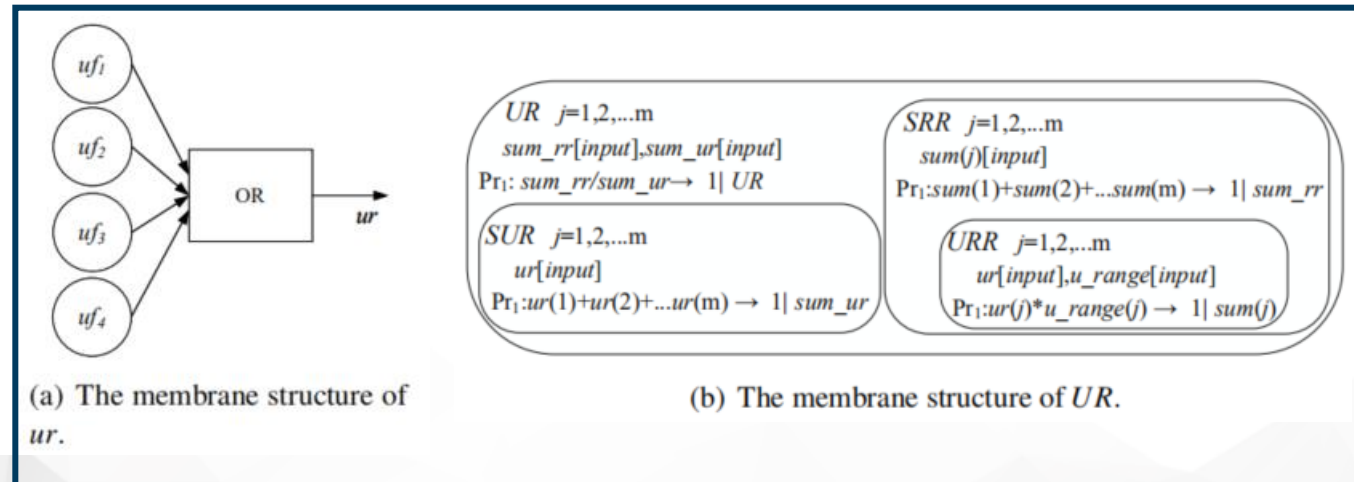
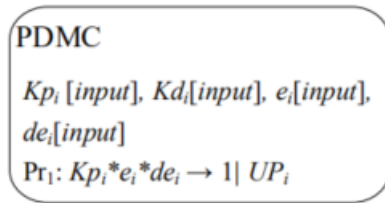
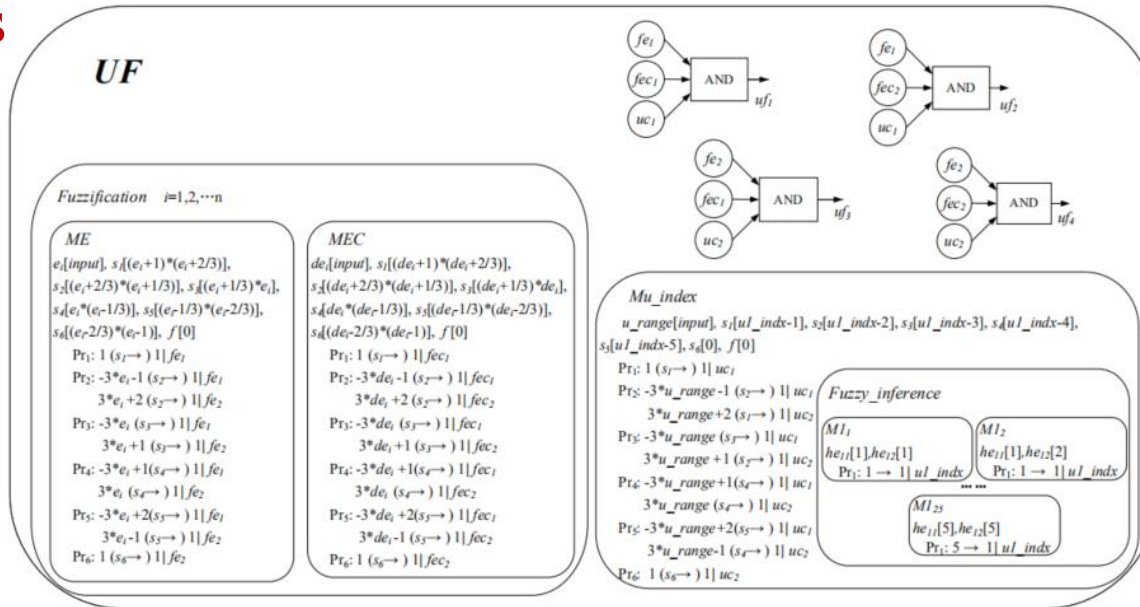
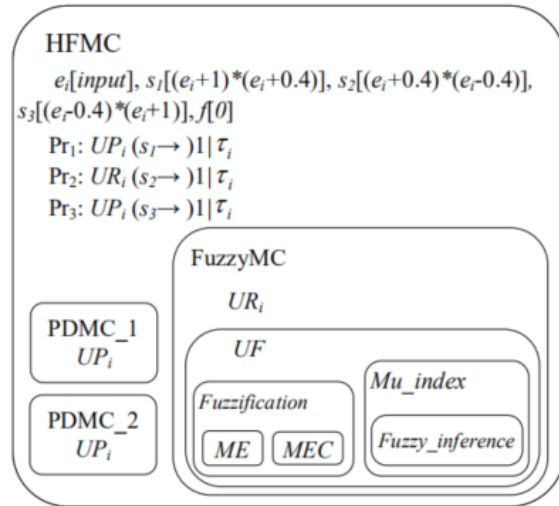
Multi-threshold segmentation of brain tumors MRI-Flair based on autonomous numerical optimization of spiking neural membrane system (The MRI image segmentation results of brain tumors based on ABC, CMA-ES, SHADE, CSO, RMSProp, and ONSNPSamos. The first to second rows of six images represent the original MRI images and the standard segmentation images of brain tumors, ranging from 1 to 6. The third to eighth rows represent the segmentation results of brain tumor MRI images ranging from 1 to 6 based on ONSNPSamos, ABC, SHADE, FCN16s, HybridUnet, and ONSNPS, respectively.).



2. SN P systems for constructing heuristic search algorithms



Optimization SN P systems for optimizing the parameters of controllers for Biped robots

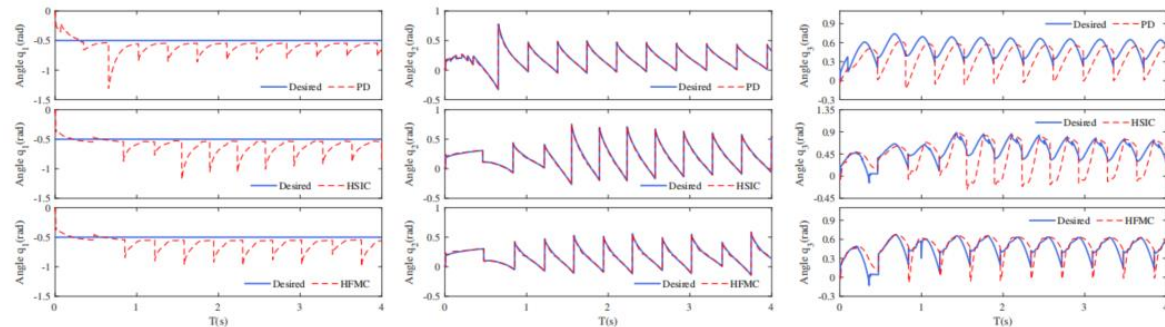
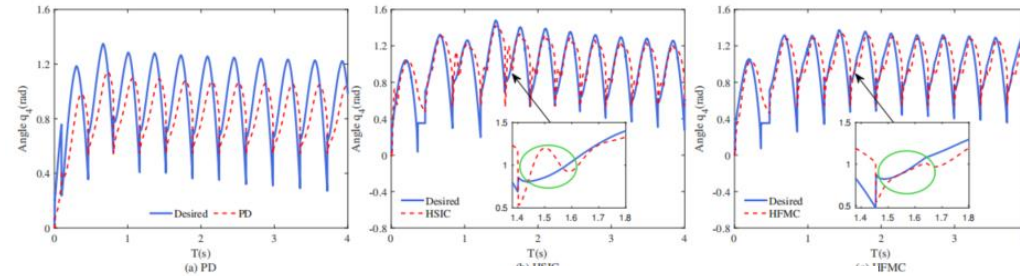
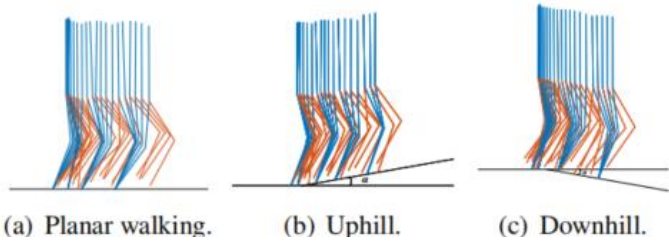




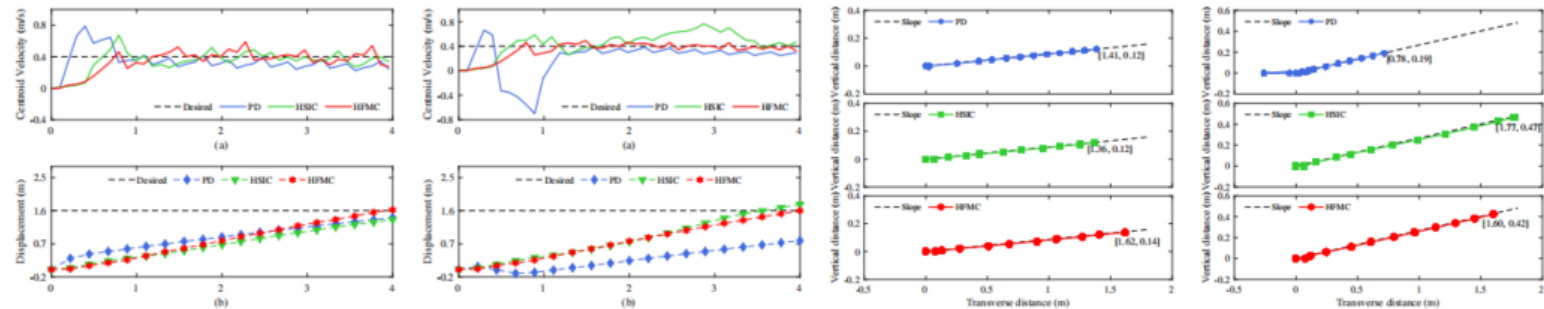
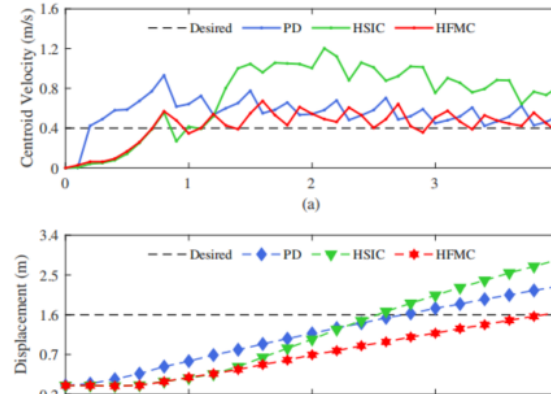
2. SN P systems for constructing heuristic search algorithms



Optimization SN P systems for optimizing the parameters of controllers for Biped robots



(a) Angle tracking performance of joint q_1 under PD, HSIC and HFMC. (b) Angle tracking performance of joint q_2 under PD, HSIC and HFMC. (c) Angle tracking performance of joint q_3 under PD, HSIC and HFMC.



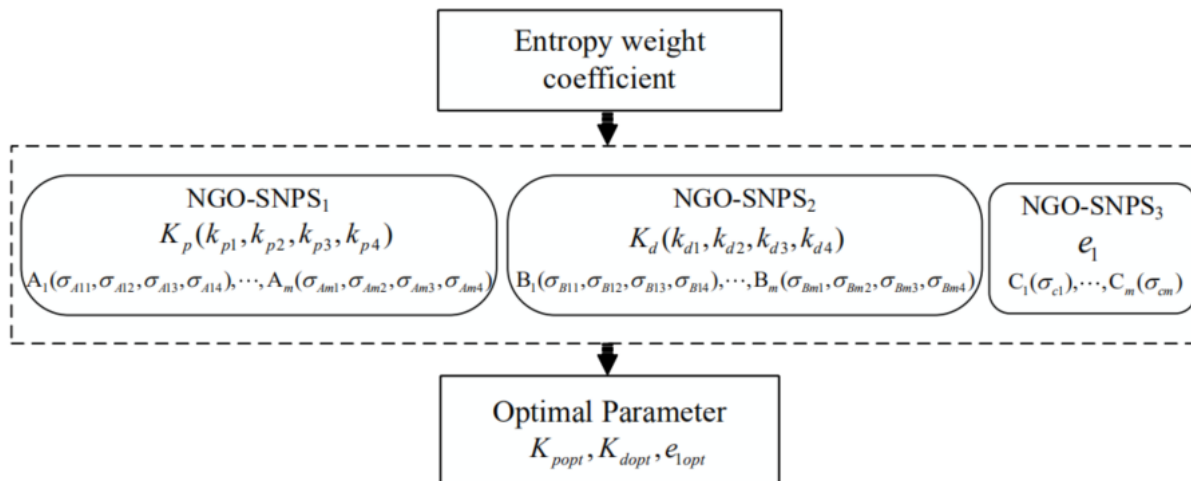
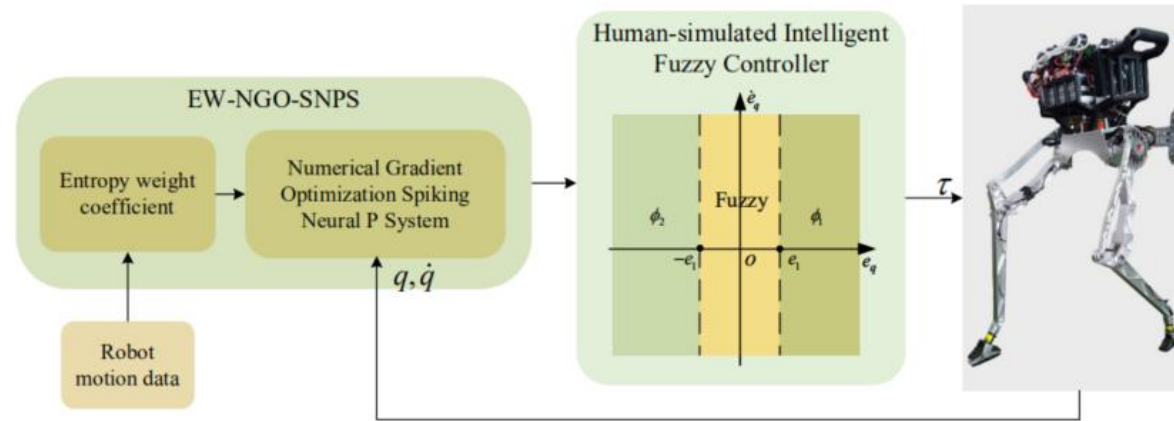
(a) Centroid velocity and displacement at a slope angle of $\alpha = 5^\circ$. (b) Centroid velocity and displacement at a slope angle of $\alpha = 15^\circ$. (c) Foot placement at a slope angle of $\alpha = 5^\circ$. (d) Foot placement at a slope angle of $\alpha = 15^\circ$.



2. SN P systems for constructing heuristic search algorithms



Optimization SN P systems for optimizing the parameters of controllers for Biped robots





SN P systems for machines learning methods

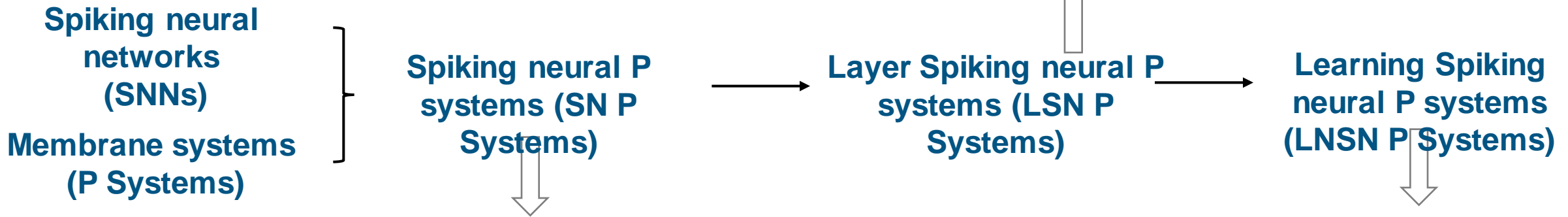


3. SN P systems for machines learning methods



Learning Numerical Spiking Neural P Systems

LSNPS converts nonlinear separable data into linear separable data and automatically adjusts weights through dimensionality enhancement techniques and Widrow-Off learning rules, respectively.



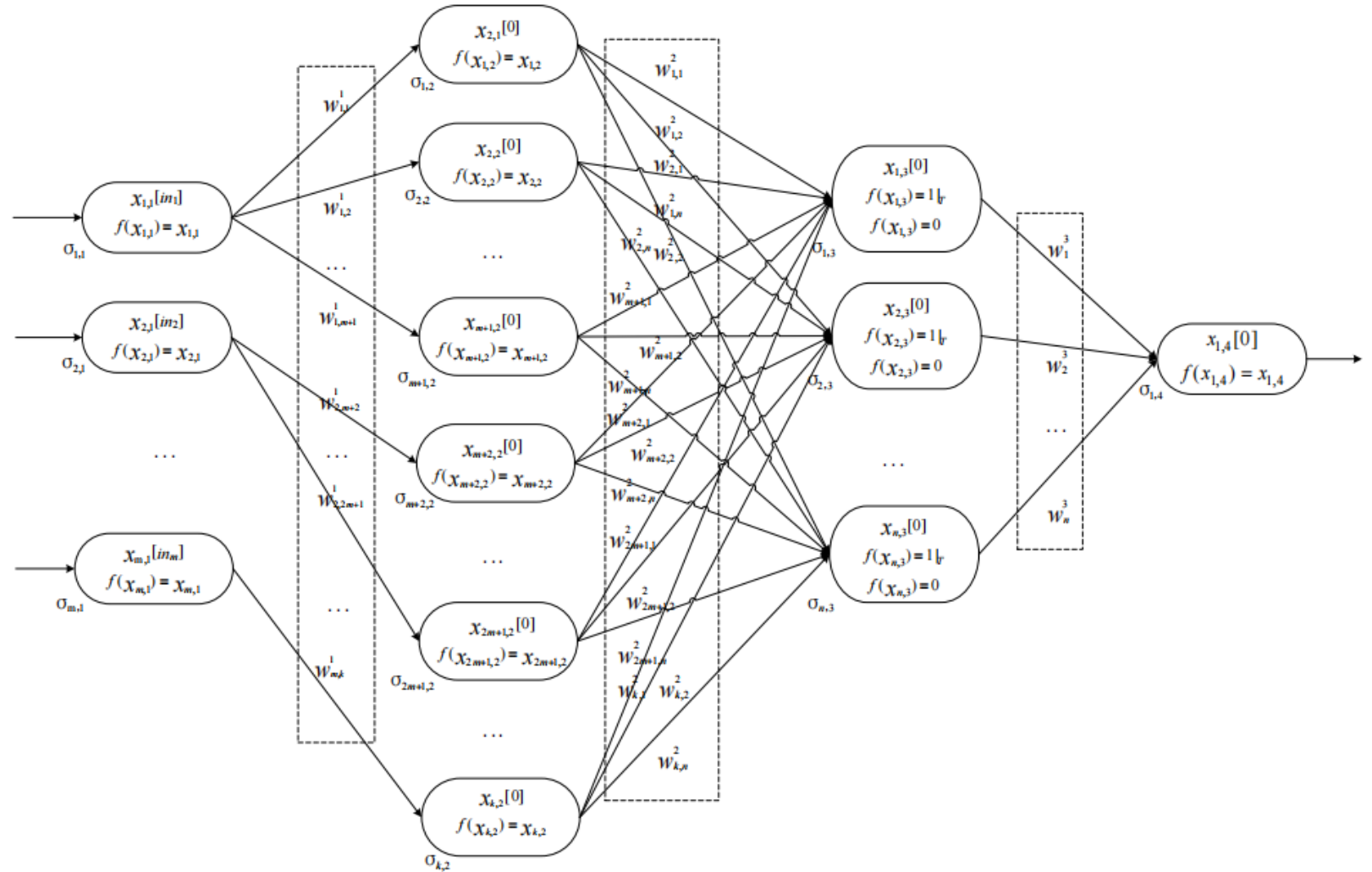
Comparing to SNN, SNP can only operate on integers and cannot operate on floating-

Better convergence performance and lower loss value?

point numbers.



The structure of an LNSN P system is constructed by **the input layer**, **the pre-processing layer**, **the classification layer**, and **the output layer**. Data is imported from the environment to the input layer.

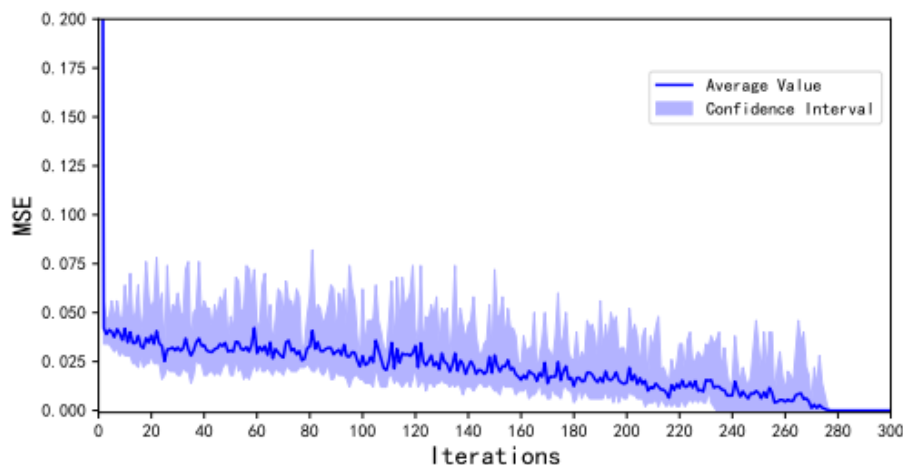




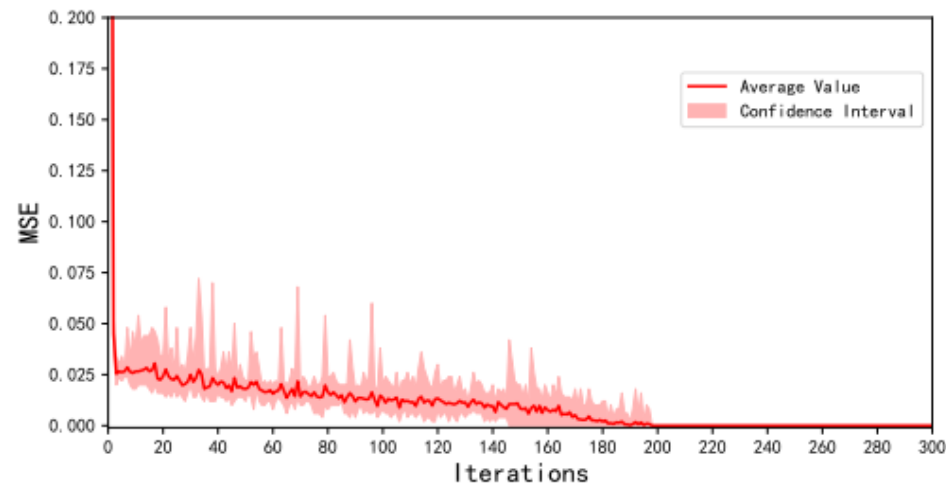
3. SN P systems for machines learning methods



Experimental results

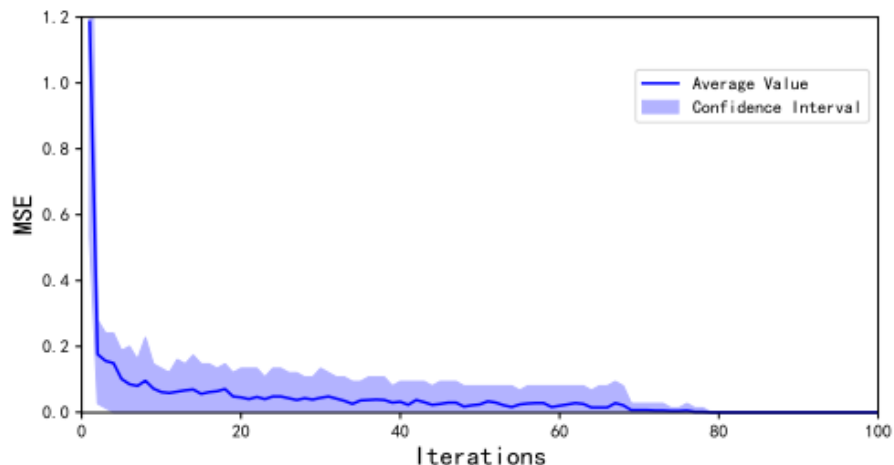


(a) The mean square value (blue line) of the average of 20 independent runs and associated confidence interval (blue band) based on LSNPS.

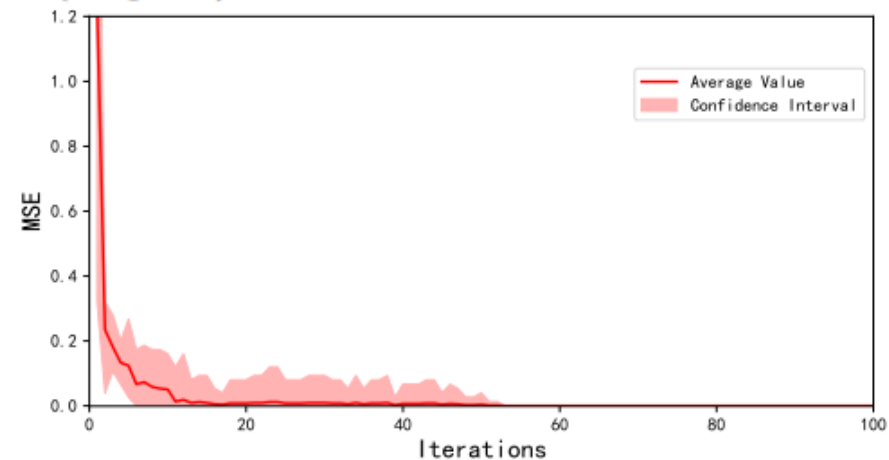


(b) The mean square value (red line) of the average of 20 independent runs and associated confidence interval (red band) based on LSNPS1a.

Breast Cancer Wisconsin (original)



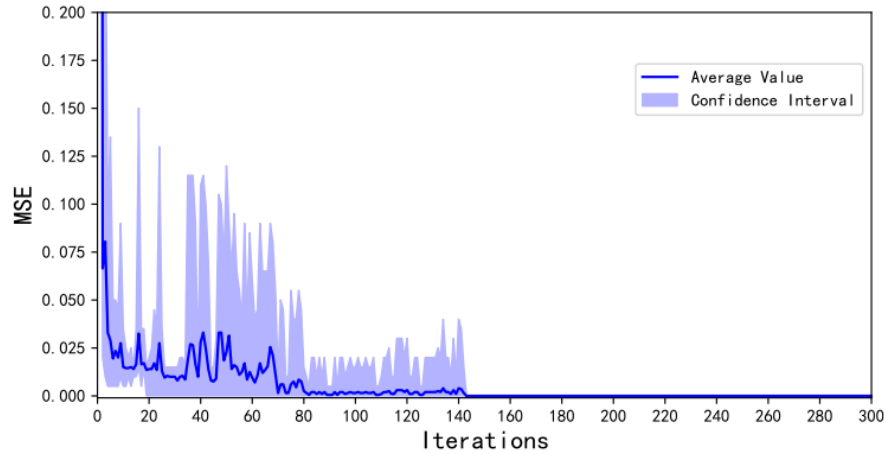
(a) The mean square value (blue line) of the average of 20 independent runs and associated confidence interval (blue band) based on LSNPS.



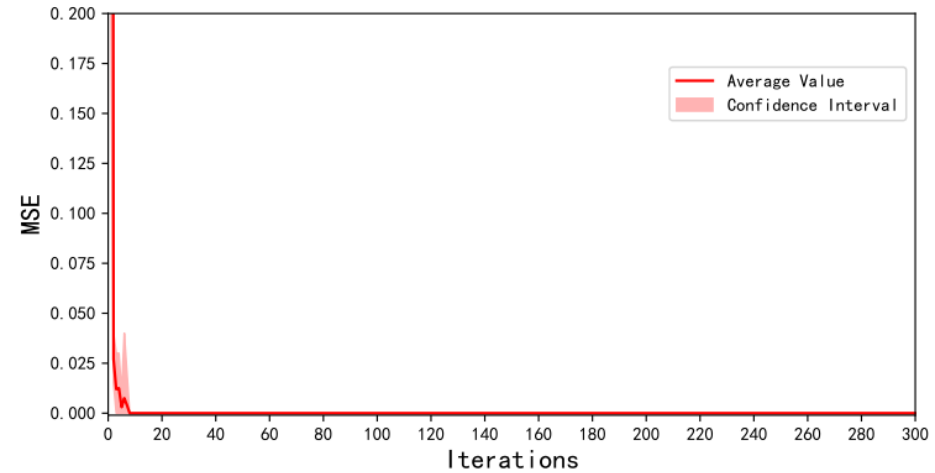
(b) The mean square value (red line) of the average of 20 independent runs and associated confidence interval (red band) based on LSNPS1a.



3. SN P systems for machines learning methods

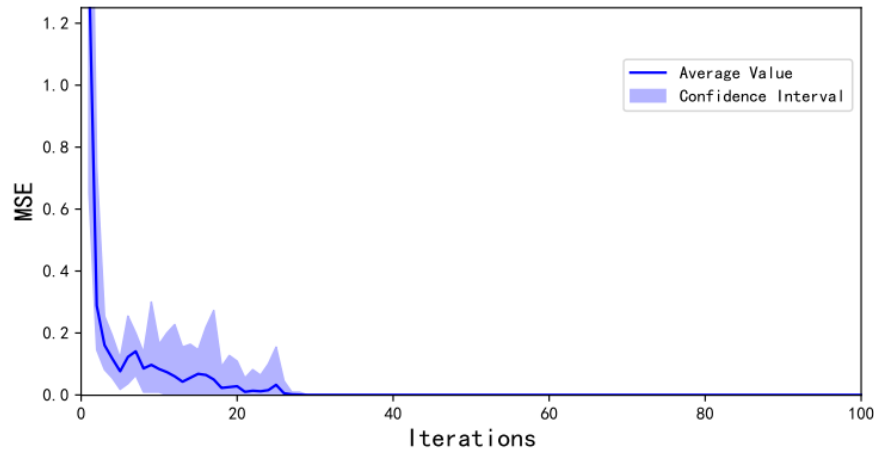


(a) The mean square value (blue line) of the average of 20 independent runs and associated confidence interval (blue band) based on LSNPS.

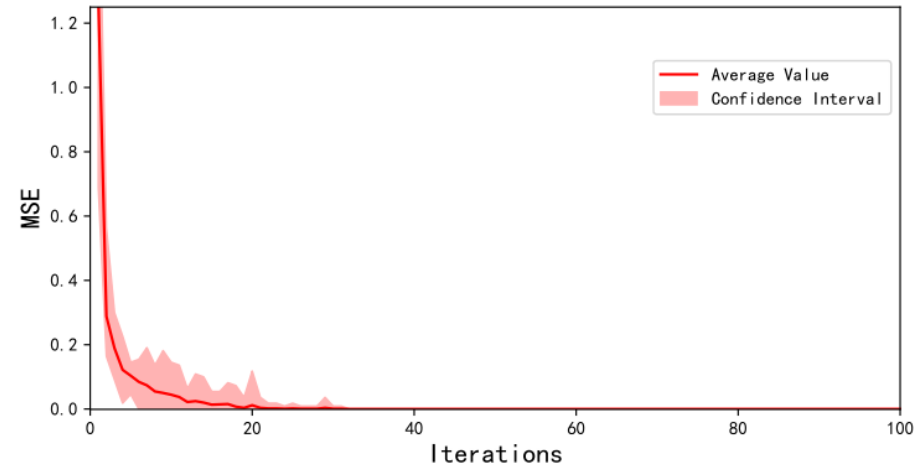


(b) The mean square value (red line) of the average of 20 independent runs and associated confidence interval (red band) based on LSNPSla.

Palmer Penguins

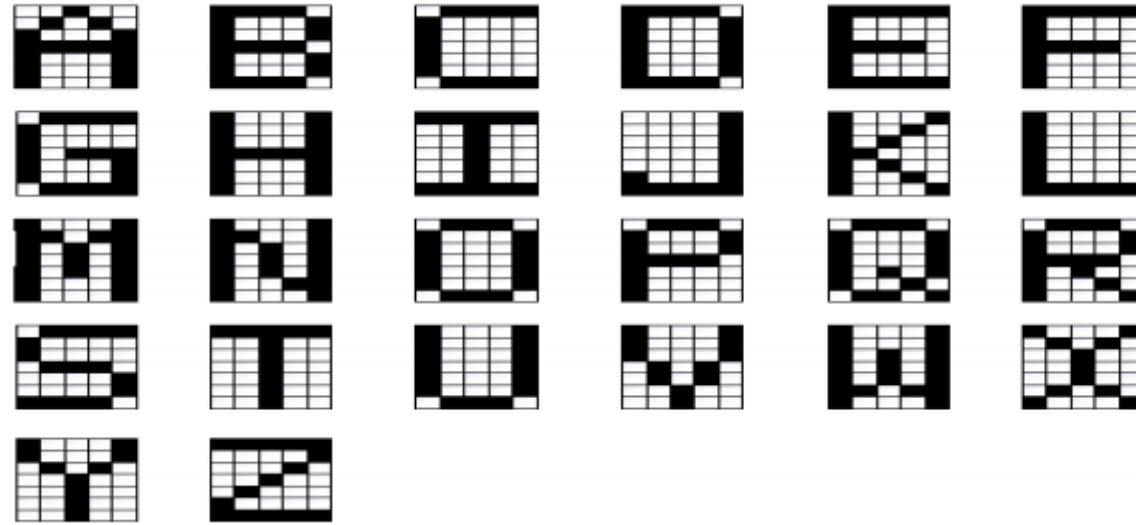


(a) The mean square value (blue line) of the average of 20 independent runs and associated confidence interval (blue band) based on LSNPS.



(b) The mean square value (red line) of the average of 20 independent runs and associated confidence interval (red band) based on LSNPSla.

3. SN P systems for machines learning methods



English letters

Accuracy evaluation of English letters with 0-7 bits flipping between LNSNPS, LSNPS , BPNN , SNN, and HLSNPS.

Methods	d=0		d=1		d=2		d=3		d=4		d=5		d=6		d=7	
	A_{te}	W	A_{te}	W	A_{te}	W	A_{te}	W	A_{te}	W	A_{te}	W	A_{te}	W	A_{te}	W
BPNN	94.23%	+	90.81%	+	84.94%	+	79.14%	+	72.93%	+	62.54%	+	55.94%	+	49.22%	+
SNN	93.85%	+	92.70%	+	92.24%	+	89.41%	+	96.45%	-	81.60%	+	74.52%	+	66.22%	+
HLSNPS	98.77%	+	98.15%	+	97.12%	+	95.96%	-	87.69%	+	83.81%	+	80.38%	+	77.77%	+
LSNPS	100%	+	98.87%	+	97.26%	+	93.56%	+	91.57%	+	88.83%	+	84.03%	+	77.43%	+
LNSNPS	100%		99.31%		97.63%		93.40%		92.37%		88.97%		85.30%		78.04%	
+ / ≈ / -	4/0/0		4/0/0		4/0/0		3/0/1		3/0/1		4/0/0		4/0/0		4/0/0	
Score	d=0		4		4		4		2		2		4		4	



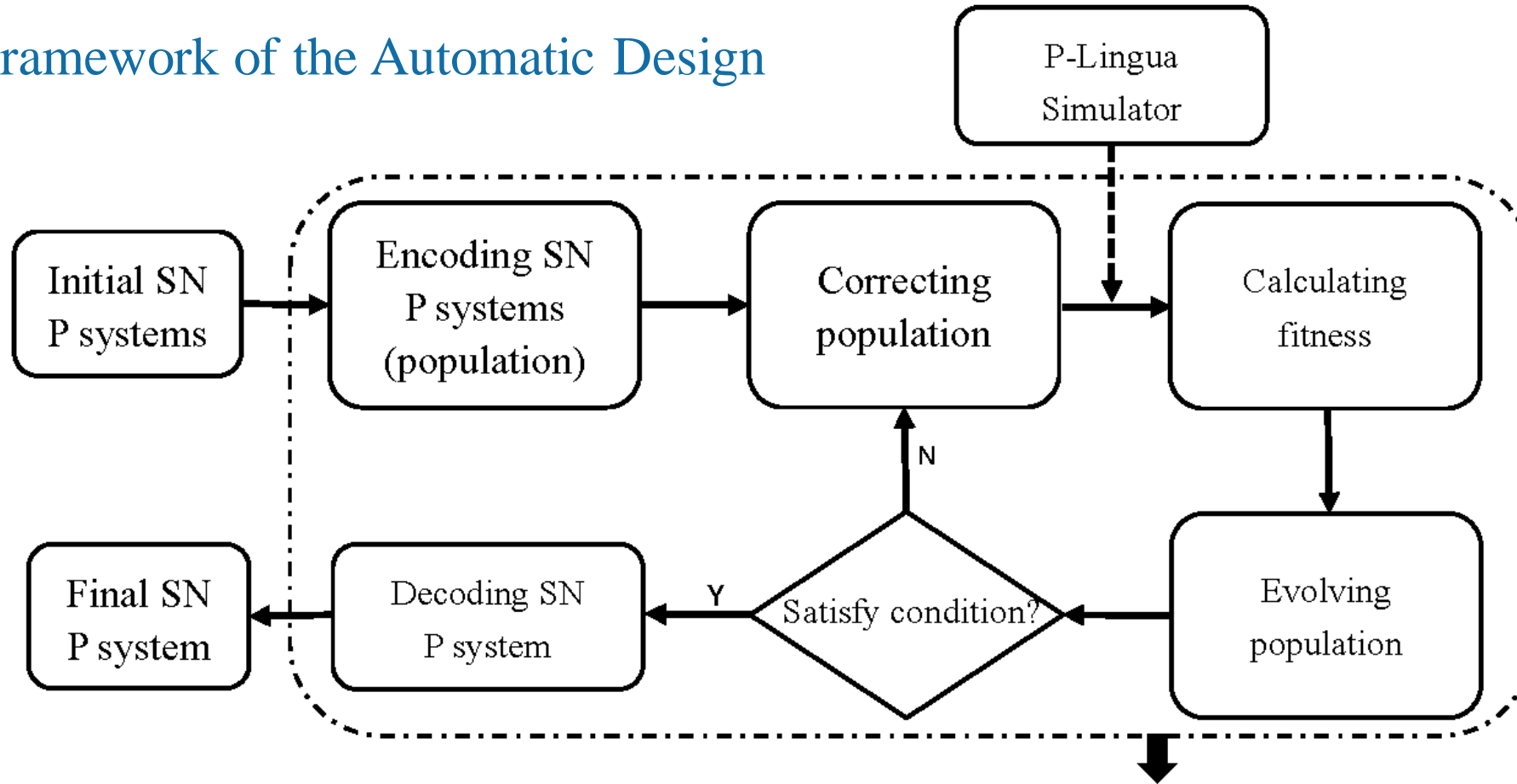
Automatic design of SN P systems



4. Automatic design of SN P systems for arithmetic operations



Framework of the Automatic Design



Structure of ADAOSNPS

Evolutionary algorithm

4. Automatic design of SN P systems



Experimental Results

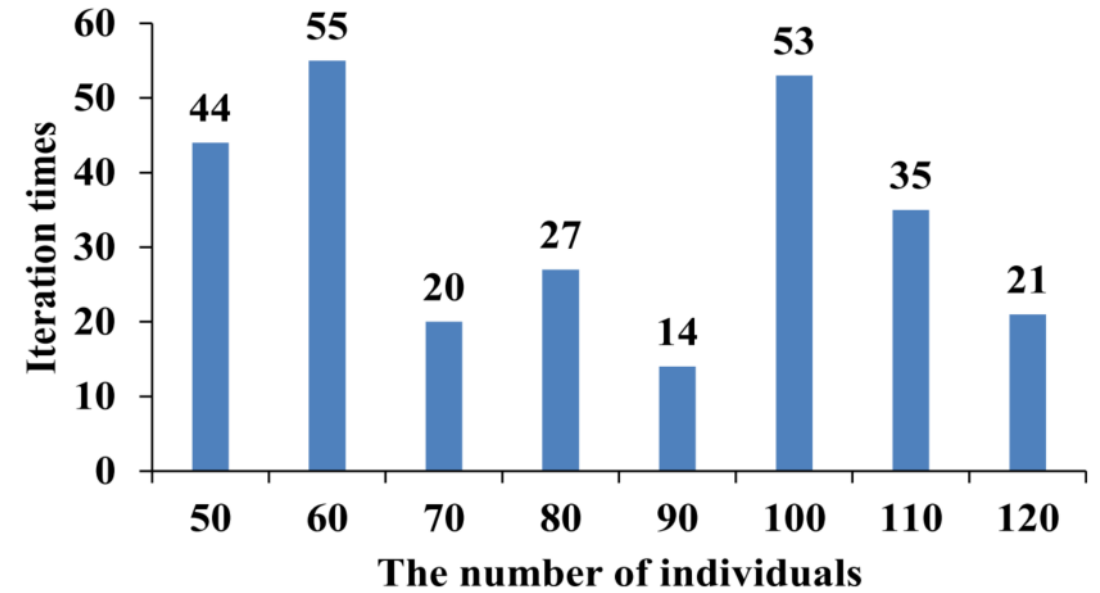
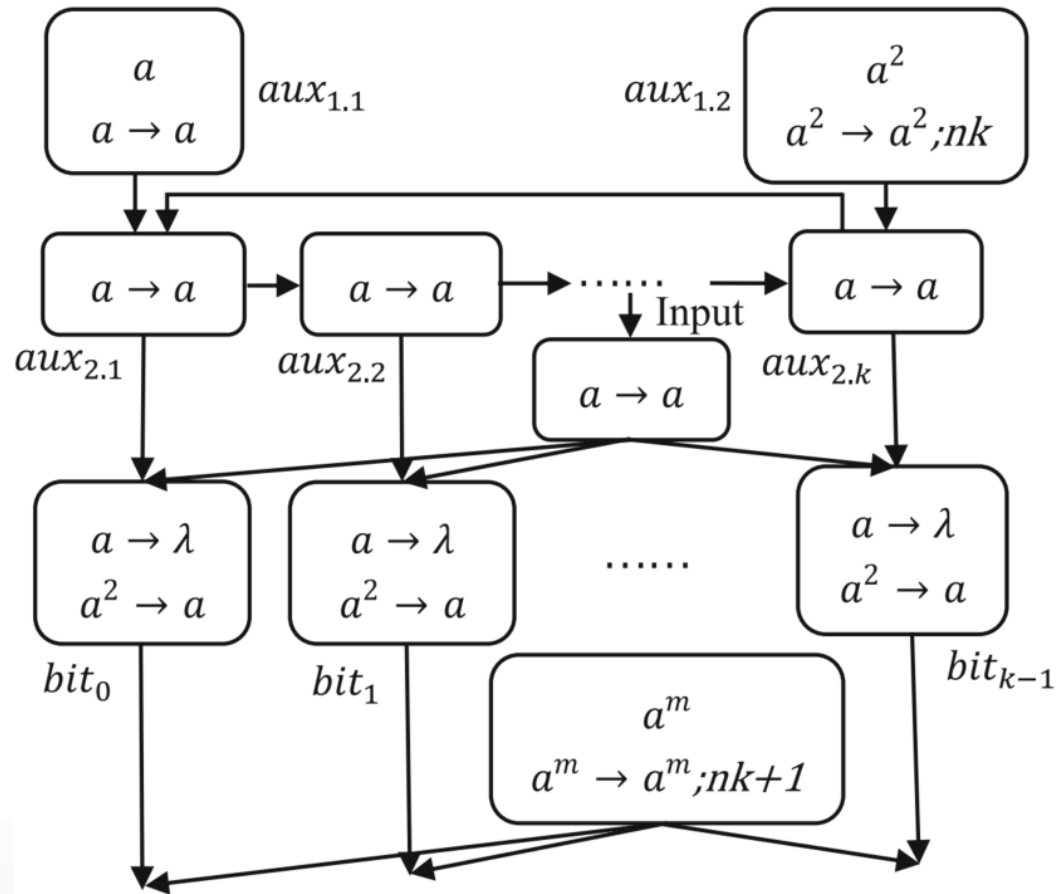
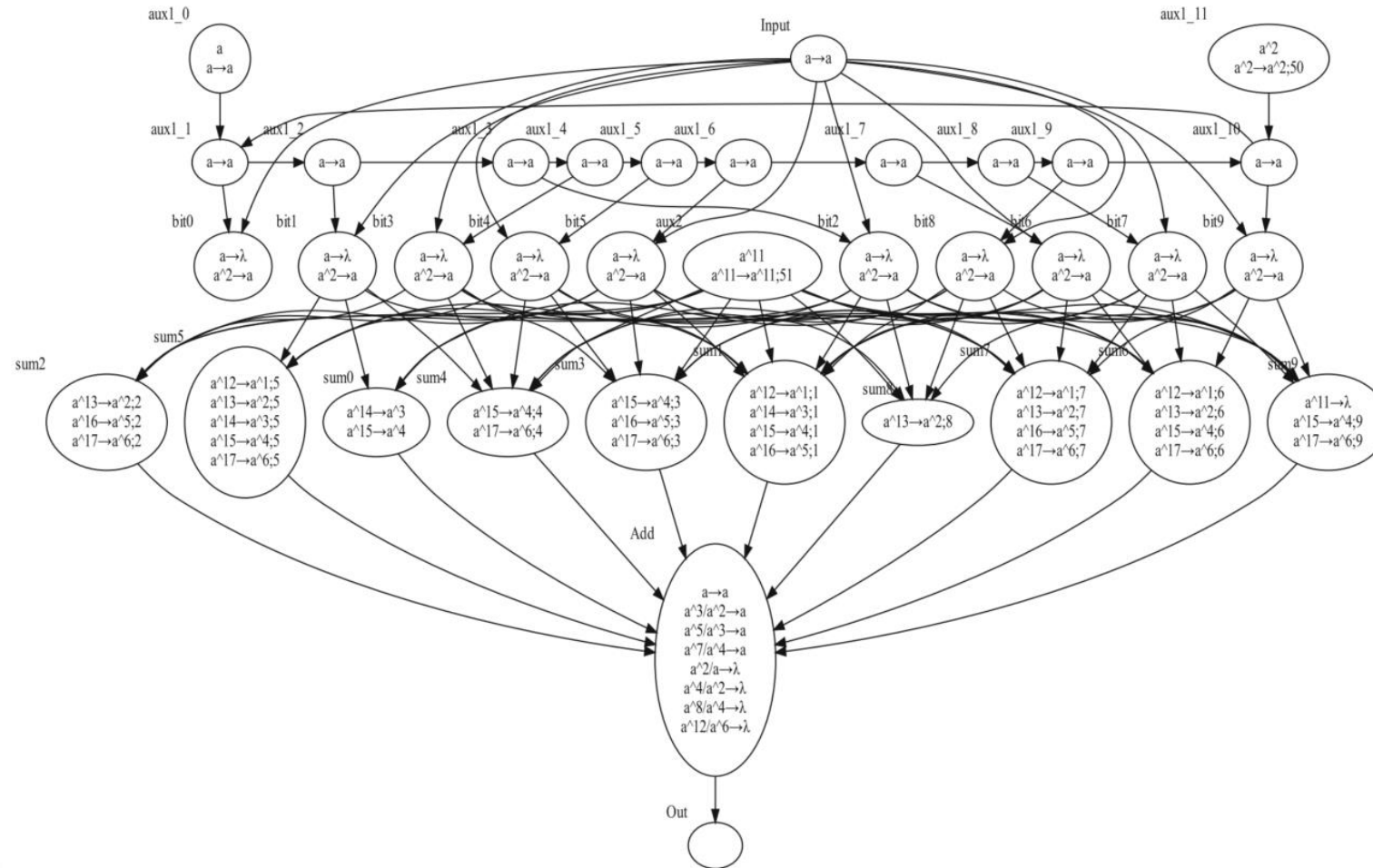


Fig. 6 The number of iterations corresponding to different population sizes

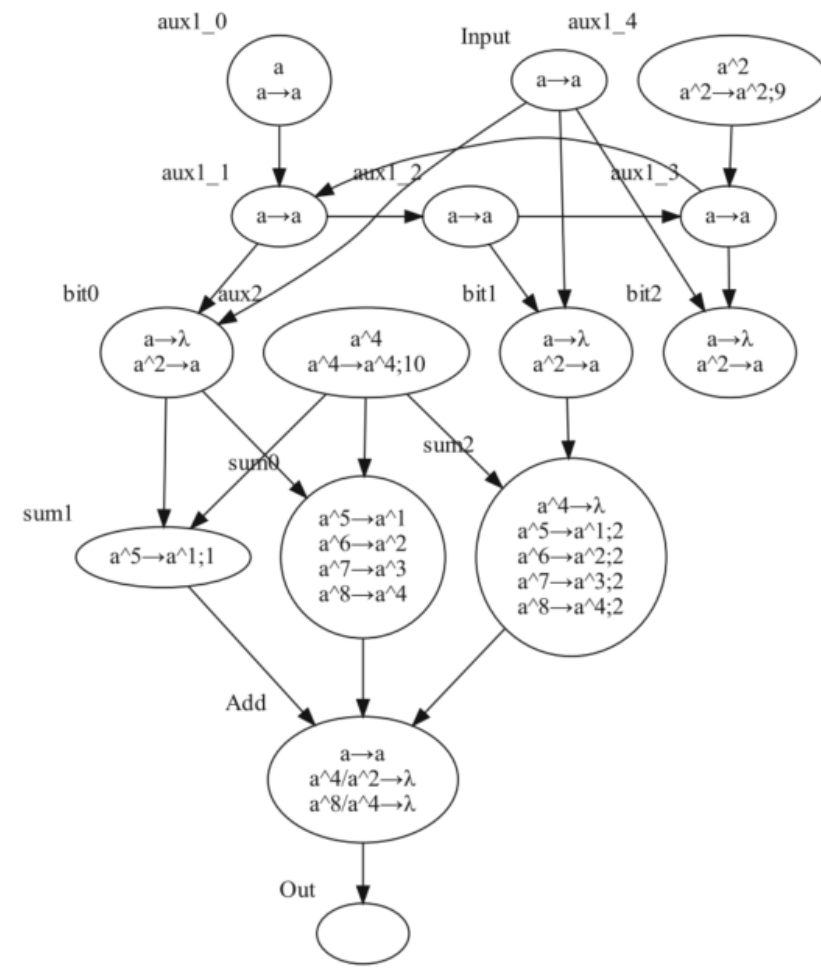
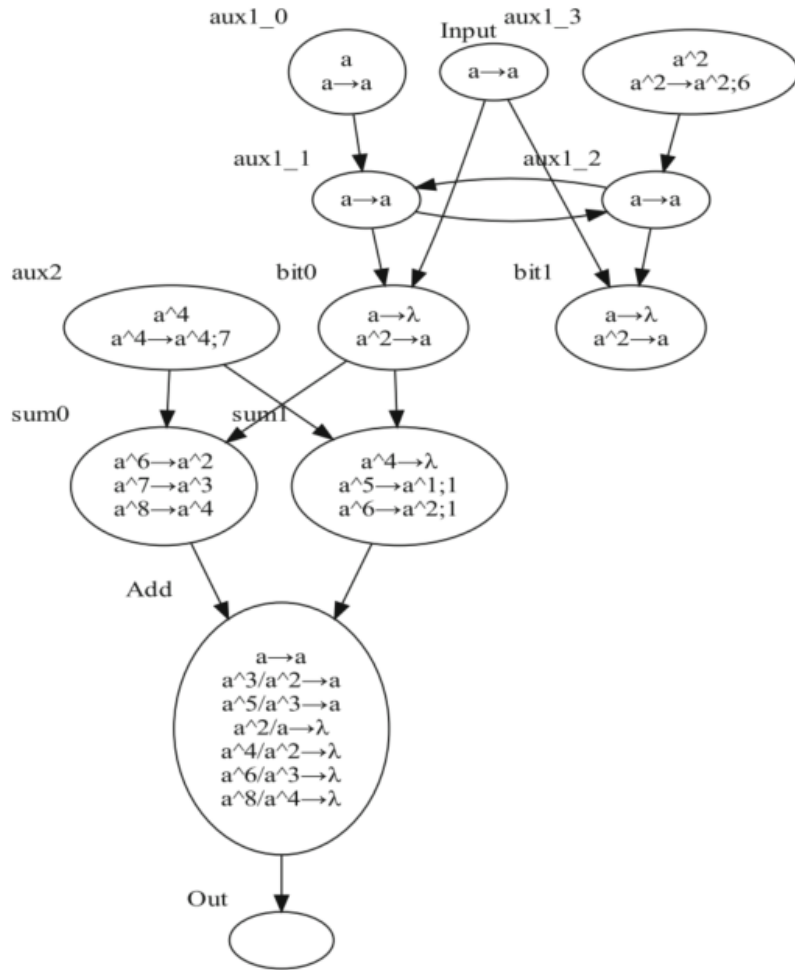
In the experiments, the parameter H is set to $H = \{50, 60, 70, 80, 90, 100, 110, 120\}$. Experimental results for the discussion of the four parameters are shown in Fig. 6, where the horizontal axis represents the number of different populations. The vertical axis represents the number of iterations.

4. Automatic design of SN P systems



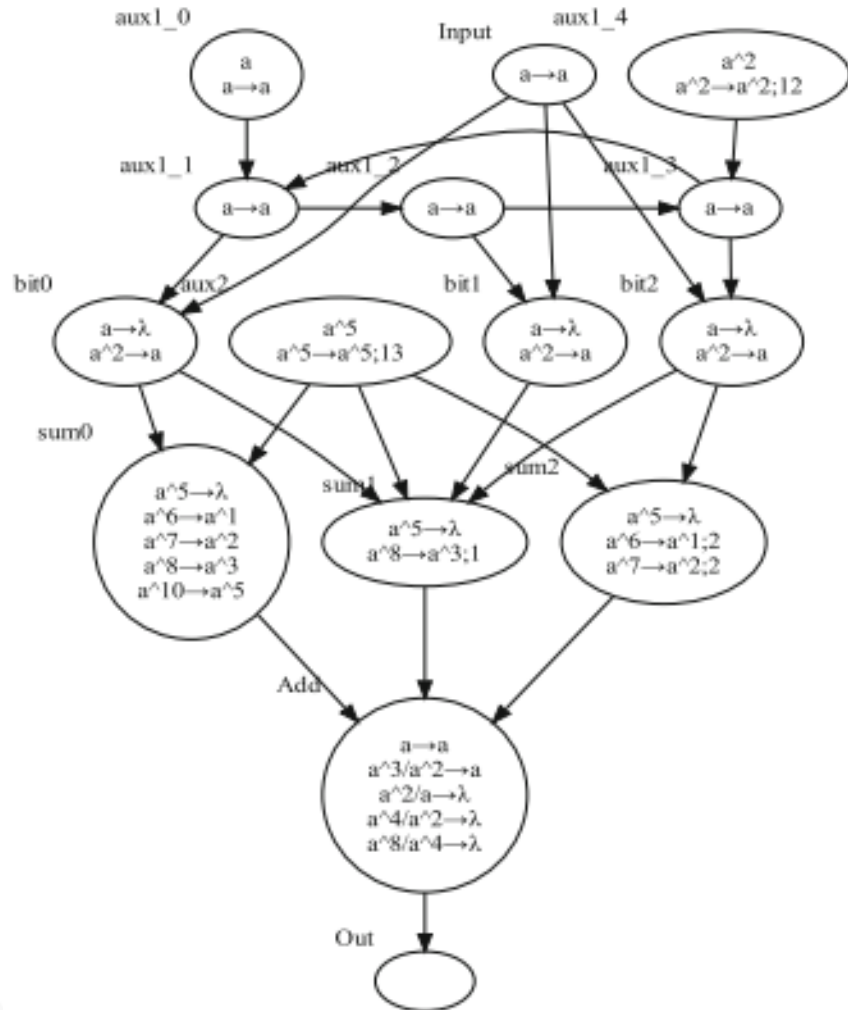


4. Automatic design of SN P systems

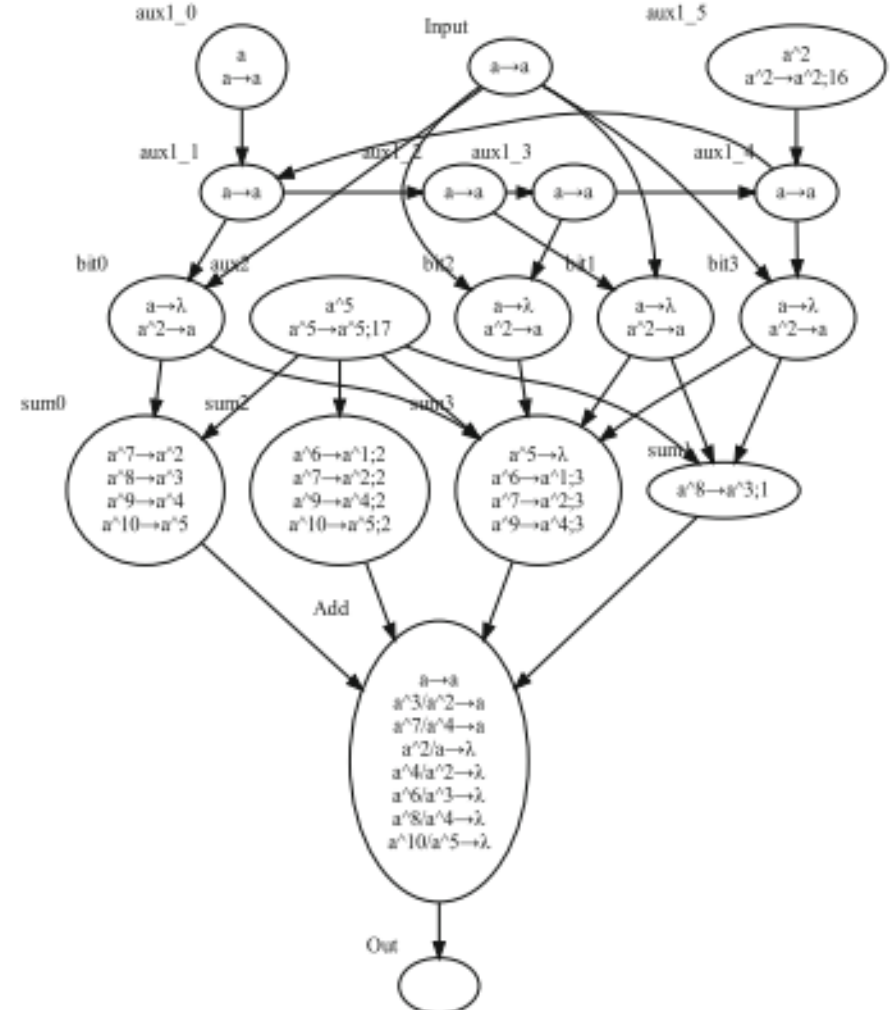




4. Automatic design of SN P systems

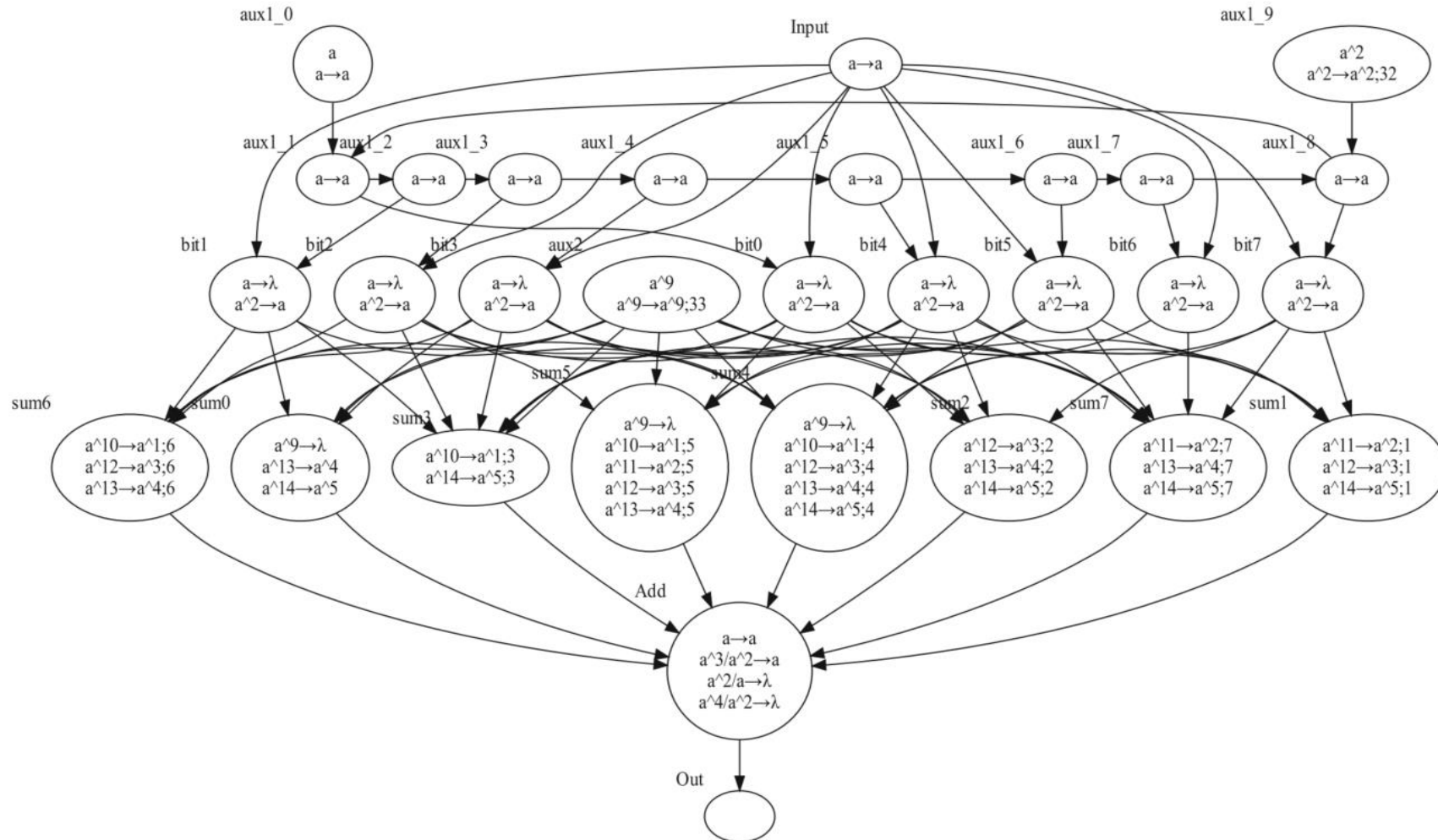


The SN P system corresponding to 7+5+2+3



The SN P system corresponding to 15+8+9+3

4. Automatic design of SN P systems





Several issues on SN P systems



5. Several issues on SN P systems



»» ACMC 2024

- ✓ Asian Conference on Membrane Computing (ACMC 2024)
- ✓ Location: Singapore
- ✓ Time: Early August, 2024

»» A book under consideration

- ✓ Spiking neural P systems: theory, applications & implementations
- ✓ Call for co-authors

A background network diagram consisting of numerous nodes (circles) connected by thin lines. The nodes are arranged in a complex, interconnected pattern, with some nodes being more prominent than others. The overall color scheme is light blue and grey.

Thanks for your attention
